

FAMILY PLANNING MONTHLY LOGISTICS REPORT

August 2019



**Management Information System (MIS)
Directorate General of Family Planning (DGFP)**

6, Kawran Bazar, Dhaka- 1215

Email: dirmis@dgfp.gov.bd, dirls@dgfp.gov.bd
www.dgfp.gov.bd, www.scmpbd.org

Government of the People's Republic of Bangladesh
Directorate General of Family Planning
Management Information System (MIS)
6, Kawran Bazar, Dhaka- 1215
www.dgfp.gov.bd

Memo No. DGFP/MIS/09(Report)/04/2017/734

Date: 9 October'2019.

Sub: Family Planning Monthly Logistics Report for the Month of August'2019.

Family Planning Monthly Logistics Report for the Month of August'2019 is sent herewith for your kind information & necessary action. This report is prepared on the basis of Form-7 submitted by Warehouses and Form-7B submitted by Upazila Family Planning Offices by using WIMS & UIMS operational tools. It provides useful information on monthly distribution and stock balance of all the major contraceptives & DDS Kits of Warehouse/Upazila Stores. A summary of important events happened during reporting month has been included in this report. For more information you are requested to visit at www.scmpbd.org web site.

Comments and suggestions for improvement of this report will be highly appreciated.

Manoj Kumar Roy

(Manoj Kumar Roy)
Joint Secretary (MEFW Division)
And/
Director & Line Director (MIS)
Phone: 9146262
Mail: dirmis@dgfp.gov.bd

Memo No. - DGFP/MIS/09(Report)/04/2017/734/1(202)

Date: 9 October, 2019.

Copy of the report forwarded to:

1. Secretary, Medical Education & Family Welfare Division, Ministry of Health & Family Welfare, Bangladesh Secretariat, Dhaka.
2. Additional Secretary (Admin), Medical Education & Family Welfare Division, Ministry of Health & Family Welfare, Bangladesh Secretariat, Dhaka.
3. Joint Secretary (Development), Medical Education & Family Welfare Division, Ministry of Health & Family Welfare, Bangladesh Secretariat, Dhaka.
4. Director (Administration), Directorate General of Family Planning, 6 Kawran Bazar, Dhaka 1215.
5. Director & Line Director (MIS), Directorate General of Family Planning, 6 Kawran Bazar, Dhaka.
6. Director (Logistics & Supply) and Line Director (Procurement, Storage & Supply Management), Directorate General of Family Planning, 6 Kawran Bazar, Dhaka 1215.
7. Director Finance & Line Director (Family Planning Field Service Delivery), Directorate General of Family Planning, 6 Kawran Bazar, Dhaka 1215.
8. Director (IEM) & Line Director (Information, Education and Communication), Directorate General of Family Planning, 6 Kawran Bazar, Dhaka 1215.

9. Director (Planning) & Line Director (Planning Monitoring and Evaluation), Directorate General of Family Planning, 6 Kawran Bazar, Dhaka 1215.
10. Director (MCH-Services) & Line Director (MCRAH), Directorate General of Family Planning, 6 Kawran Bazar, Dhaka 1215.
11. Line Director (CCSDP, Directorate General of Family Planning, 6 Kawran Bazar, Dhaka 1215.
12. Director (Audit), Directorate General of Family Planning, 6 Kawran Bazar, Dhaka 1215.
13. Divisional Director, Family Planning, Dhaka / Chittagong / Rajshahi / Khulna / Sylhet / Barisal/ Rangpur/ Mymensingh Division.
14. Joint Chief (Planning), Health Service Division, Ministry of Health & Family Welfare, Bangladesh Secretariat, Dhaka
15. Joint Chief (Population & Planning wing), Planning commission, Sher-e-Bangla Nagar, Dhaka.
16. Joint Chief (Planning), Program Management and Monitoring Unit (PMMU), Azimpur, Dhaka-1205.
17. Superintendent, Maternal & Child Health Training Institute (MCHTI), Azimpur, Dhaka.
18. Director, Mohammadpur Fertility Services & Training Centre (MFSTC), Mohammadpur, Dhaka.
19. Director, Maternal & Child Health Training Institute (MCHTI), Lalkuthi, Mirpur, Dhaka.
20. P.S. to the Honorable Minister, Ministry of Health and Family Welfare, Bangladesh Secretariat, Dhaka, for kind information of the Honorable Minister.
21. Deputy Chief (Planning), Medical Education & Family Welfare Division, Ministry of Health & Family Welfare, Bangladesh Secretariat, Dhaka.
22. Additional Director (Drugs and Stores), Directorate General of Family Planning, Central Warehouse, Mohakhali, Dhaka.
23. Deputy Director, Family Planning, ----- District (You are requested to take appropriate measures to ensure timely online submission of Form 7B report from upazilas).
24. Regional/District Consultant, FPCS-QIT, District Family Planning Office, ----- District.
25. Central/Regional Supply Officer, Family Planning, ----- CWH/RWHs.
26. Assistant Maintenance Engineer, MIS Unit, DGFP (Requested to upload this report to DGFP website).
27. Country Project Director, SIAPS/MSH, House: 3, Road: No. 23B, Gulshan-1, Dhaka-1212.
28. Country Director, the World Bank, E-32, Agargaon, Sher-e-Banala Nagar, Dhaka-1207.
29. Team Leader, Population & Health Team, USAID, Madani Avenue, Baridhara, Dhaka.
30. Country Representative, UNFPA, IDB Bhaban, Agargaon, Sher-E-Bangla Nagar, Dhaka.
31. Managing Director, SMC, SMC Tower, 33 Banani C/A, Dhaka-1213.
32. Documentation Center, IEM Unit, Directorate General of Family Planning, 6 Kawran Bazar, Dhaka.
33. Responsible person of Dispatch Section, MIS Unit, DGFP (Requested to distribute the published 'Family Planning Monthly Logistics Report' to concerned Person/Office/Organization).
34. PA to Director General, Directorate General of Family Planning, 6 Kawran Bazar, Dhaka 1215.
35. Concerned Organization/Person.

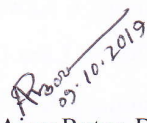

 (Ajoy Ratan Barua)
 Deputy Director (MIS)

Table Of Contents

	Page
1. DGFP Stock Status Report	1-2
2. National Receipts Quantity by Product by Month	3
3. National Level Contraceptive Summary Report	4
4. Stock Status Report at Different Levels	5
5. Contraceptive Stock Status by Product at Upazila Store and Field	6-10
6. Contraceptive Stock Status by Product at Regional Warehouses/Upazila	11-31
7. Month-wise Consumption Trend	32-34
8. Report on Upazila and Warehouse Having Stock Out in last month	35

1. DGFP Stock Status Report

Year →	2019												2020												2021												2022			
	9	10	11	12	1	2	3	4	5	6	7	8	9	10	11	12	1	2	3	4	5	6	7	8	9	10	11	12	1	2	3	4								
Min.-Max. →													Min																								Max			
Product ↓	CS - 80.62m : 8.5 MOS																																							
Condom	8.5 MOS												175.75m = 18.0 MOS																											
*AMC = 9.48m																									FY 2019-20: 175.75m															
	CS (83.68m) : 14.2 MOS																																							
Pill	15.2 MOS												114m = 19.0 MOS												▶															
*AMC = 5.89m													FY 2019-20: 100m (2nd Generation)-RPA, 14m (3rd Generation)-RPA10m & Rev. 4m																											
	CS (0.524m): 38.2 MOS																																							
IUD	38.2 MOS (October 2022)												▶																											
*AMC = 13,741													2018-19: 0.3m Yet to receive.																											
	CS (12.14m): 13.4 MOS																																							
Injectables	13.4 MOS												17.48m = 19.0 MOS																											
*AMC = 0.905m													FY 2019-20: 17.48m (RPA - 12.25m & Rev. - 4.23)																											
	CS - (0.684m) - 23.0 MOS																								FY 2019-20: 0.55m															
Implant	23.0 MOS												0.55m = 18.0 MOS												▶															
*AMC = 29,708																																								
<p>Legend:</p> <ul style="list-style-type: none"> Red: Current Stock (CS): Less than 3 MOS Yellow: Current Stock (CS): MOS 3.0 to Less than 6 MOS Green: Current Stock (CS): MOS 6 and above Blue: Planned for FY 2019-20 Orange: Procurement completed, yet to be received Purple: Donation AMC = Average Monthly Consumption 																																								
<p>*AMC is calculated based on past 6-months consumption</p> <p>Data Sources: DGFP/L&S unit, DGFP LMIS web site - https://scmpbd.org/</p> <p>Central Warehouse WIMS data and Approved DGFP Procurement Plan</p> <p>National min-max stock level is 6 & 10 MOS</p>																																								

DGFP STOCK STATUS NOTES
(For Contraceptives)
Month: August 2019

CONDOM – Current national stock is 80.62 million pieces and this stock can be used up to May 2020.

- 2019-20: GoB (Rev.) – 175.75 million pcs (planned).

PILL – Current national stock of Oral Contraceptive Pill is 83.68 million cycles which will go up to October 2020.

- 2019-20: GoB (Rev.) – 4 million cycles (3rd generation): IFT published, tenders were be opened on 22.08.2019.

IUD – Current national stock is 0.524 million pcs and this stock can be used up to February 2023.

- Status of 2018-19 procurement: 0.3 million sets – Contract has been signed on 20.03.2019. Goods not yet been received.

INJECTABLES – Current stock of 12.14 million vials and that can be used up to September 2020.

- 2019-20: GoB (Rev.) – 4.23 million vials: IFT published, tenders were opened on 22.08.2019.

IMPLANT – Current stock is 0.684 million sets and this can be used up to September 2021.

You can also download the previous reports from <http://www.scmpbd.org/>

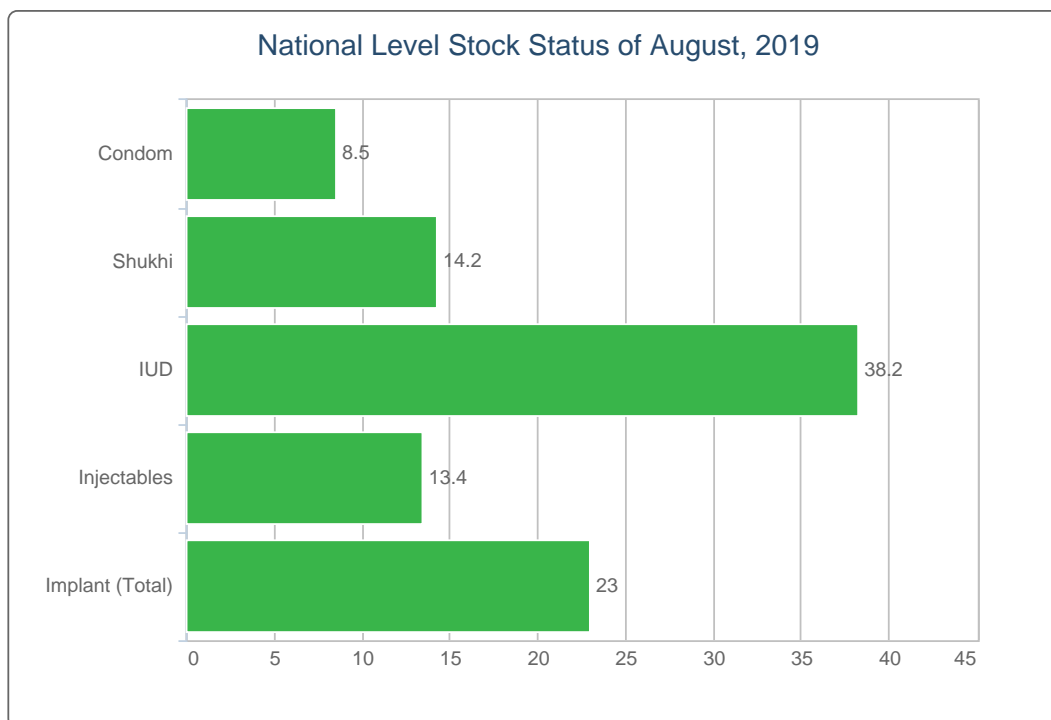
2. National Receipts Quantity by Product by Month

Contraceptive Received Report

Month: August, 2019

Item	Supplier	Receiver	Date Receipts	Qty
<i>No National Receive This Month</i>				

3. National Level Contraceptive Summary Report

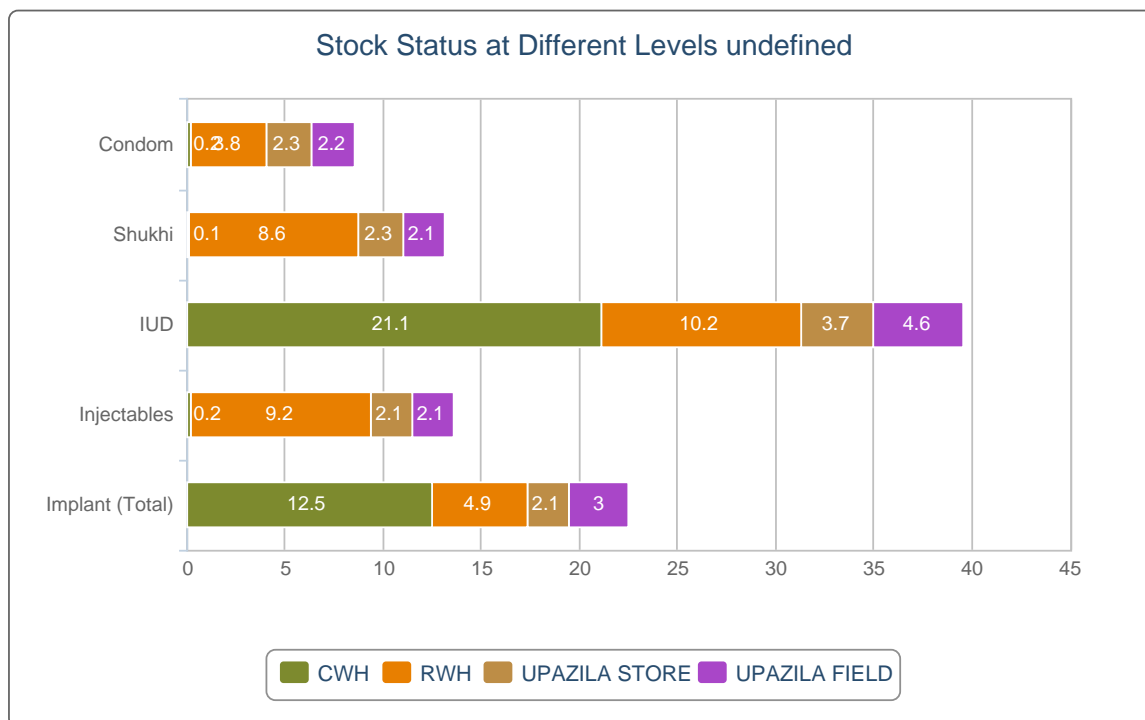


■ MOS less than 4.0
 ■ MOS 4.0 - 7.9
 ■ MOS 8.0 and above
 MOS = Month of Stock

National Level Stock Status of August, 2019

SL	Name of Products	Reported Consumption	Reported Closing Balance	Average Monthly Consumption	MOS
1	Condom	9,423,348	80,737,135	9,502,782	8.5
2	Shukhi	6,434,238	83,742,913	5,904,474	14.2
3	IUD	13,245	524,711	13,749	38.2
4	Injectables	891,656	12,147,324	906,931	13.4
5	Implant (Total)	30,421	684,363	29,764	23.0

4. Stock Status Report at Different Levels

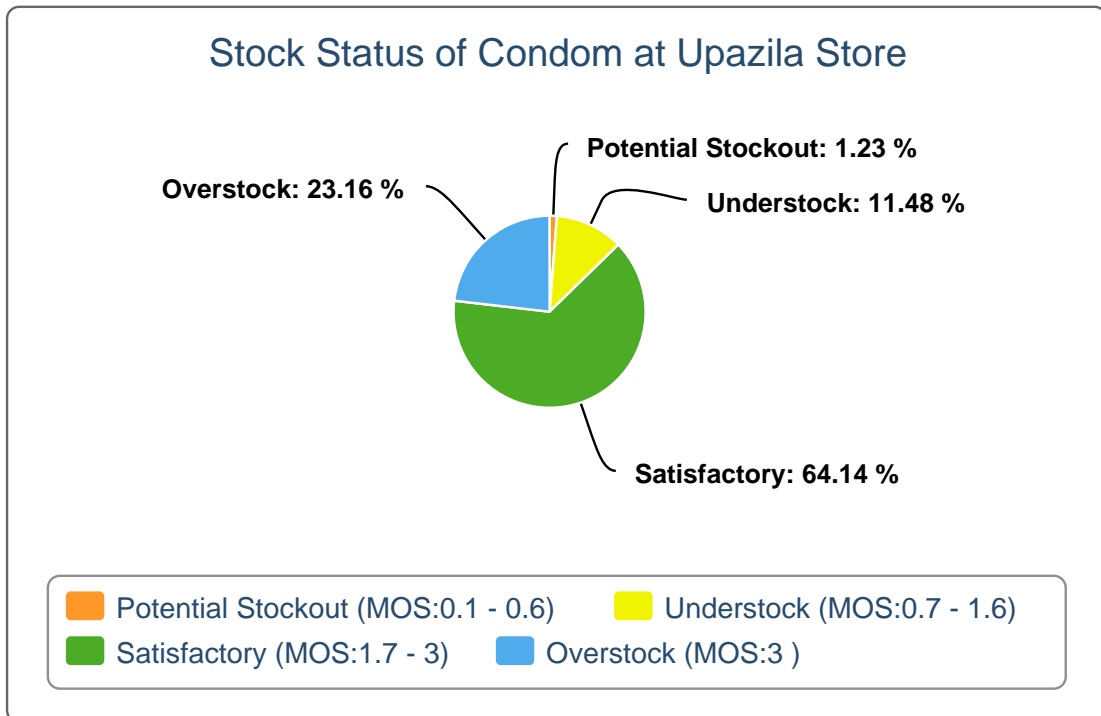


Stock Status at Different Levels August, 2019

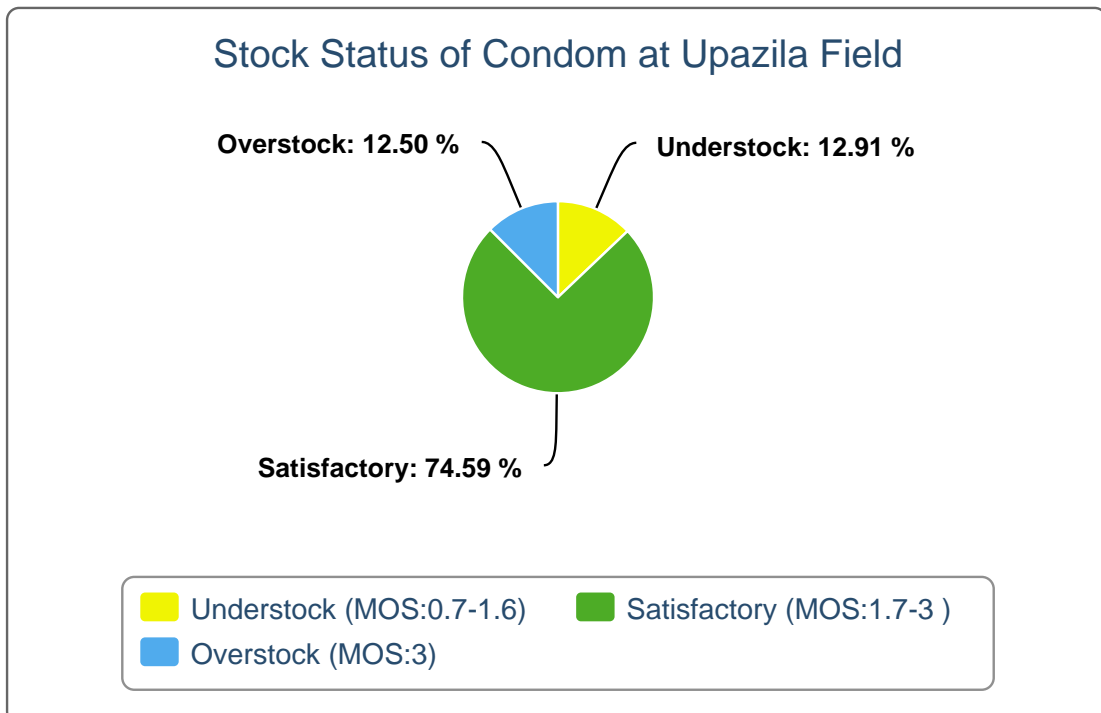
Products	Avg. Consump. of Last 6 Months	CWH Level	MOS	RWH Level	MOS	Upazila Level	MOS	Field Level	MOS	National Level	MOS
Condom	9,502,782	1,768,800	0.2	35,767,200	3.8	22,000,845	2.3	21,200,290	2.2	80,737,135	8.5
Shukhi	5,904,474	918,164	0.2	55,078,331	9.3	14,536,749	2.5	13,209,669	2.2	83,742,913	14.2
IUD	13,749	279,900	20.4	135,591	9.9	48,863	3.6	60,357	4.4	524,711	38.2
Injectables	906,931	173,785	0.2	8,178,200	9	1,911,149	2.1	1,884,190	2.1	12,147,324	13.4
Implant (Total)	29,764	380,894	12.8	148,303	5	63,989	2.1	91,177	3.1	684,363	23

5. Contraceptive Stock Status by Product at Upazila Store and Field

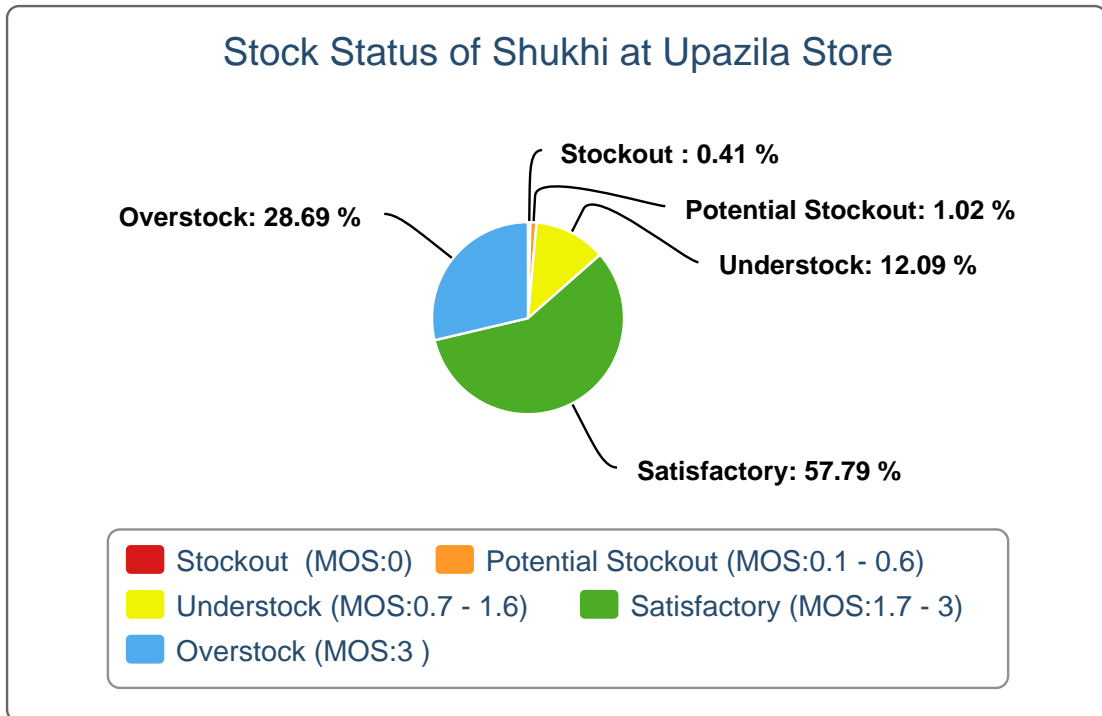
5(a).



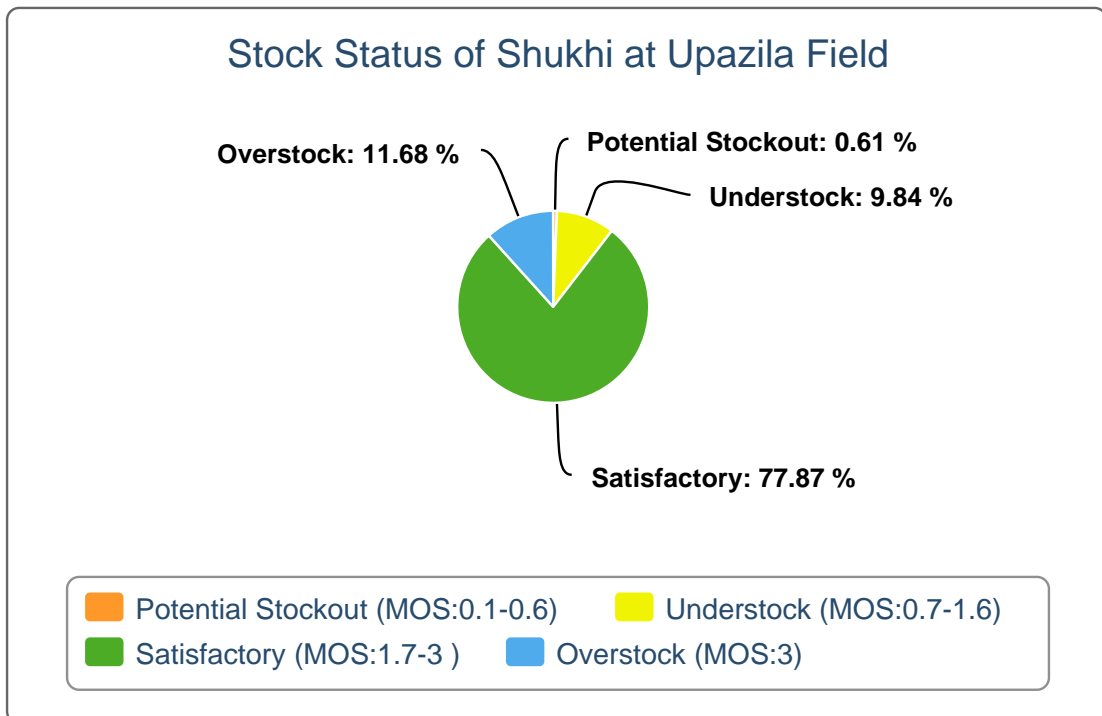
5(b).



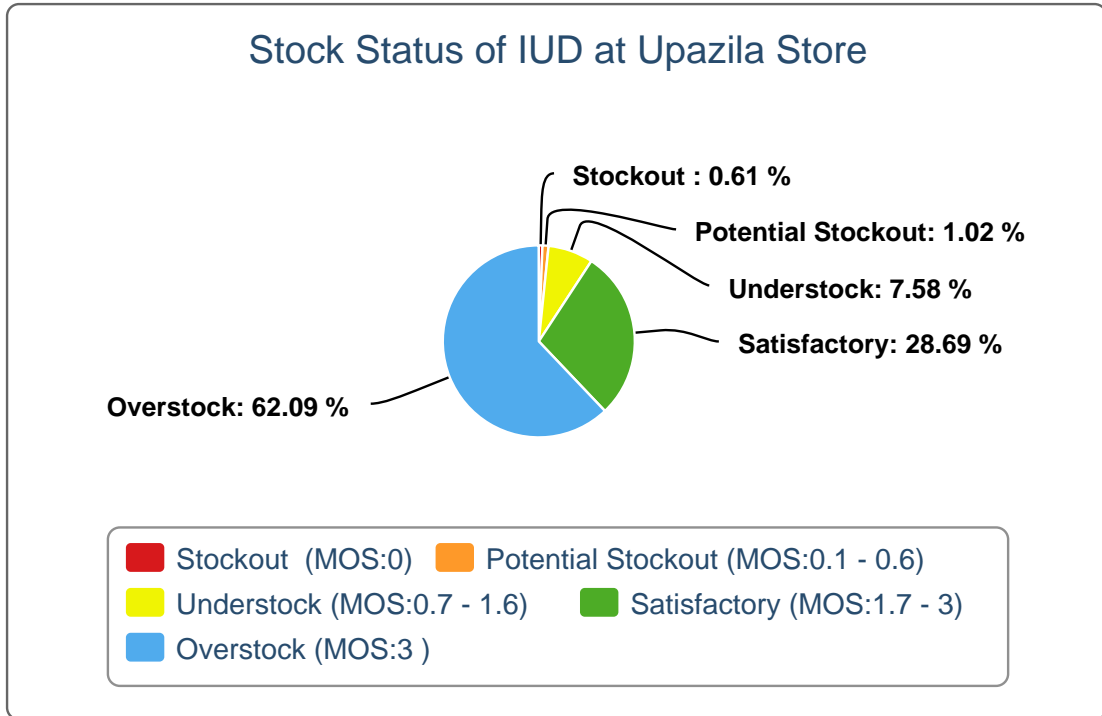
5(c).



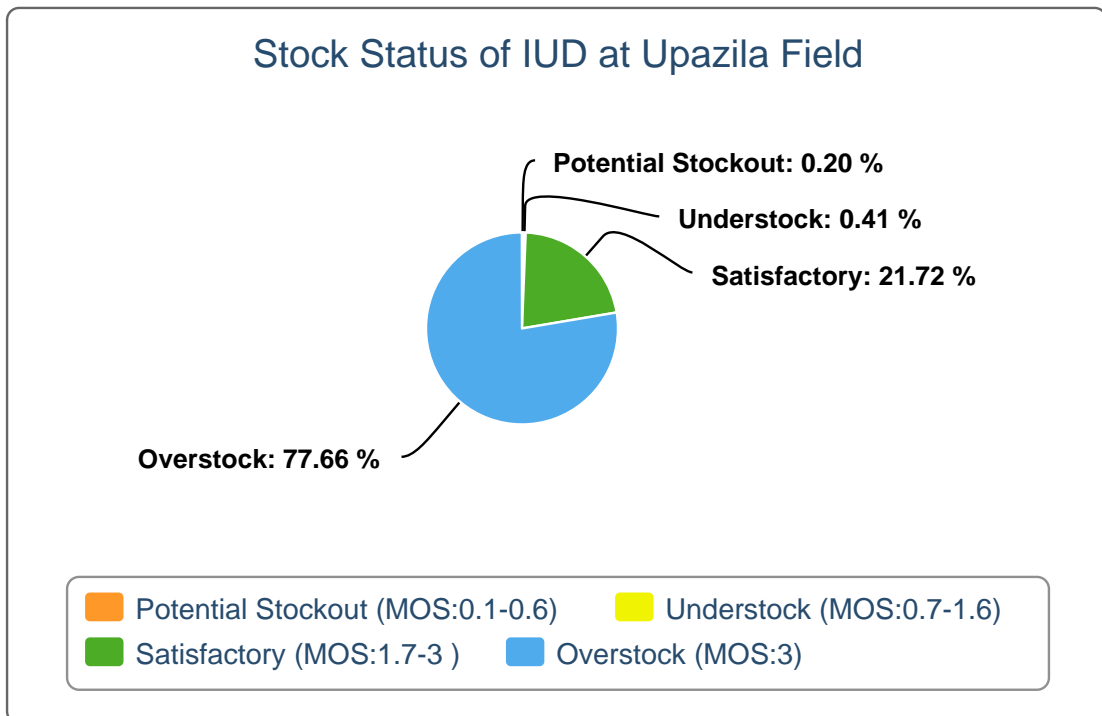
5(d).



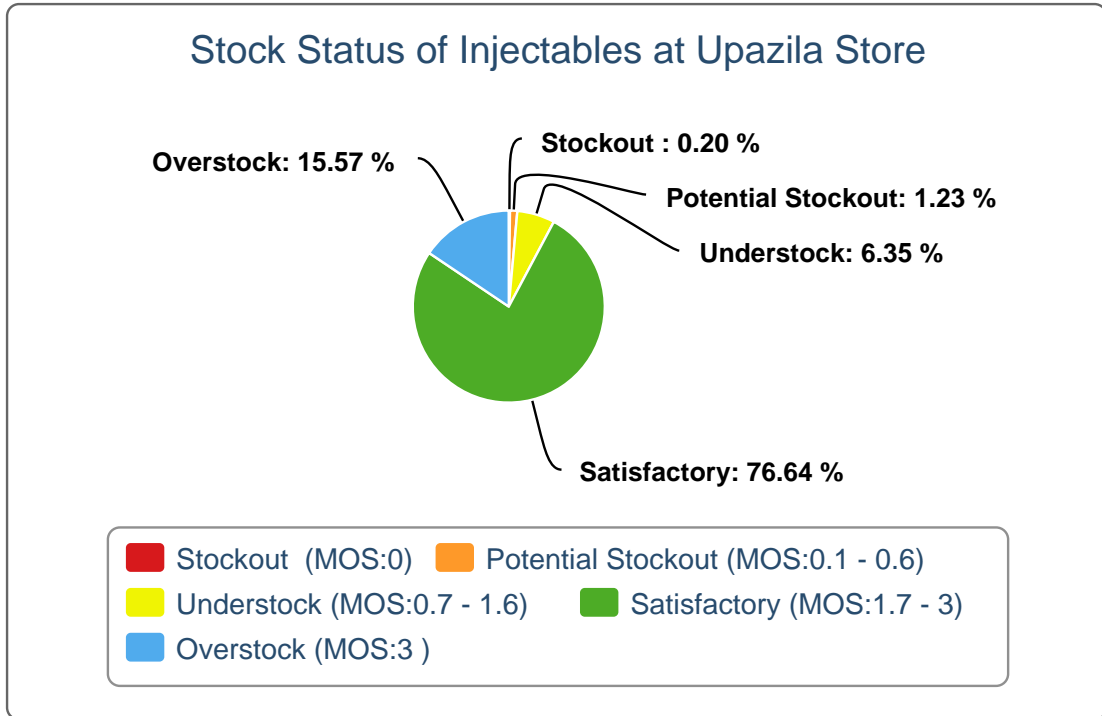
5(e).



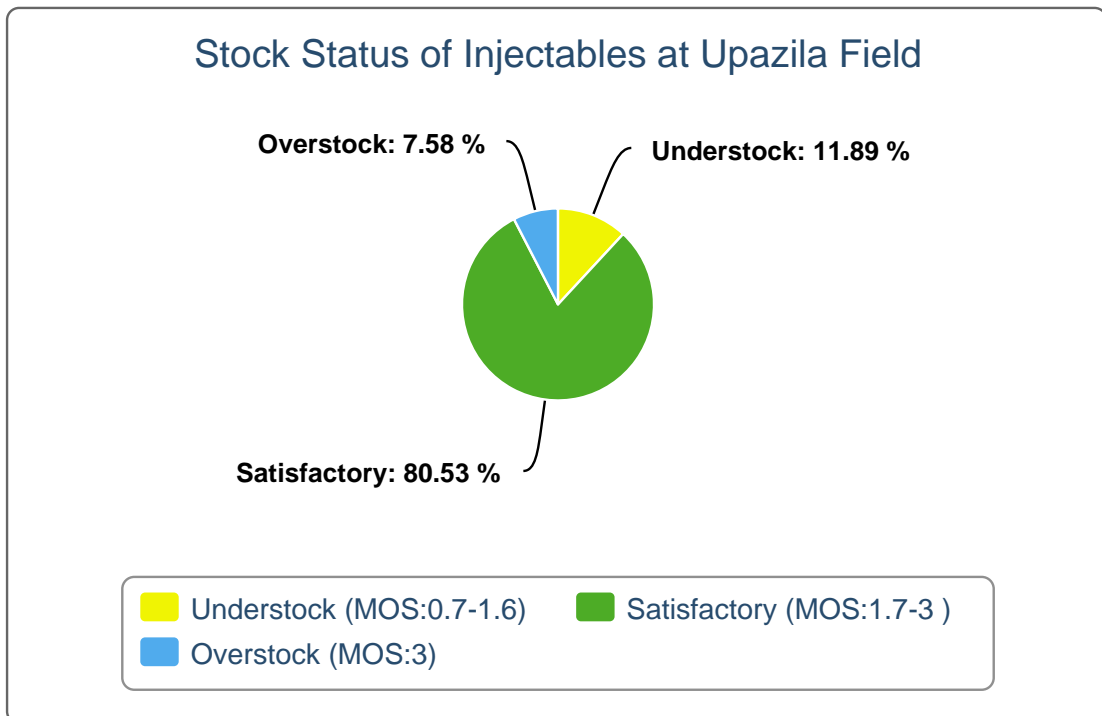
5(f).



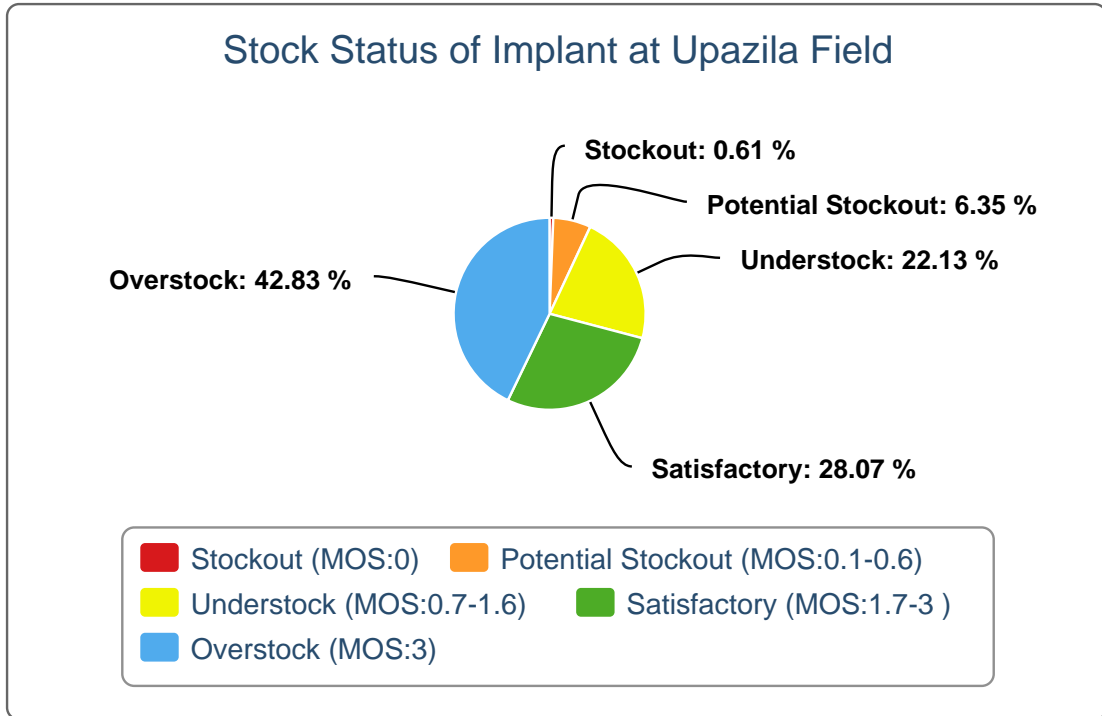
5(g).



5(h).



5(i).



6(a). Contraceptive Stock Status by Product at Regional Warehouses

SL	WH Name	Condom			Shukhi			IUD			Injectables			Implant		
		CBL	AMD	MOS	CBL	AMD	MOS	CBL	AMD	MOS	CBL	AMD	MOS	CBL	AMD	MOS
1	Bandarban RWH	93,600	39,458	2.4	66,240	20,079	3.3	480	65	7.4	17,000	3,016	5.6	720	162	4.4
2	Bhola RWH	568,800	99,705	5.7	345,600	82,974	4.2	300	251	1.2	88,000	38,190	2.3	1,344	477	2.8
3	Bogura RWH	356,000	561,160	0.6	11,140,450	358,324	31.1	13,100	547	23.9	199,900	32,468	6.2	29,892	2,235	13.4
4	Chattogram RWH	23,557,000	497,743	47.3	18,752,801	316,428	59.3	36,130	1,396	25.9	3,801,700	54,561	69.7	8,958	2,259	4.0
5	Cumilla RWH	525,600	523,596	1.0	893,550	337,092	2.7	3,766	1,168	3.2	182,000	63,781	2.9	15,503	1,811	8.6
6	Dhaka CWH	1,768,800	1,463,930	1.2	918,164	750,203	1.2	279,900	1,828	153.1	173,785	103,896	1.7	380,894	2,603	146.3
7	Dinajpur RWH	604,800	195,102	3.1	404,640	253,510	1.6	6,300	337	18.7	89,000	35,787	2.5	7,530	1,644	4.6
8	Faridpur RWH	622,800	675,590	0.9	264,960	336,864	0.8	7,450	990	7.5	73,000	45,766	1.6	6,938	2,263	3.1
9	Jamalpur RWH	536,200	310,927	1.7	781,920	234,619	3.3	3,748	367	10.2	26,000	31,130	0.8	9,350	931	10.0
10	Jashore RWH	32,400	466,793	0.1	256,320	203,322	1.3	6,350	404	15.7	68,700	42,581	1.6	6,212	1,085	5.7
11	Khulna RWH	5,410,400	635,662	8.5	15,582,410	333,712	46.7	9,325	742	12.6	2,898,000	43,102	67.2	11,828	1,513	7.8
12	Kushtia RWH	273,600	300,262	0.9	349,920	151,942	2.3	1,751	169	10.4	51,600	33,144	1.6	2,284	600	3.8
13	Mymensingh RWH	774,000	690,681	1.1	1,216,800	533,798	2.3	14,850	850	17.5	70,000	55,114	1.3	4,800	2,237	2.1
14	Noakhali RWH	586,800	268,937	2.2	534,240	161,532	3.3	4,900	621	7.9	59,300	40,379	1.5	5,500	1,275	4.3
15	Pabna RWH	259,200	496,449	0.5	1,388,160	308,650	4.5	5,900	719	8.2	34,000	44,134	0.8	5,350	908	5.9
16	Patuakhali RWH	136,800	119,644	1.1	218,880	137,458	1.6	5,400	299	18.1	43,600	25,353	1.7	7,100	970	7.3
17	Rajshahi RWH	252,000	642,872	0.4	603,360	265,380	2.3	6,691	413	16.2	49,400	34,943	1.4	11,000	1,200	9.2
18	Rangamati RWH	68,400	46,865	1.5	69,120	34,943	2.0	800	98	8.2	19,500	3,257	6.0	526	230	2.3
19	Rangpur RWH	594,000	549,121	1.1	1,067,040	483,782	2.2	5,025	1,287	3.9	117,000	103,140	1.1	8,980	2,671	3.4
20	Sylhet RWH	424,800	584,743	0.7	522,720	353,680	1.5	1,625	741	2.2	232,500	48,545	4.8	3,400	1,841	1.8
21	Tangail RWH	90,000	333,542	0.3	619,200	246,182	2.5	1,700	457	3.7	58,000	24,644	2.4	1,088	849	1.3

6(b). Contraceptive Stock Status by Product at Upazila

SL	Warehouse Name	Upazila Name	Condom			Shukhi			IUD			Injectables			Implant		
			CBL	AMD	MOS	CBL	AMD	MOS	CBL	AMD	MOS	CBL	AMD	MOS	CBL	AMD	MOS
1	Bandarban RWH	Alikadam	18,300	9,780	1.9	6,837	2,471	2.8	30	6	5.0	3,600	561	6.4	100	47	2.1
2	Bandarban RWH	Bandarban Sadar	12,000	4,653	2.6	9,080	3,966	2.3	30	12	2.5	1,838	632	2.9	84	33	2.5
3	Bandarban RWH	Lama	18,020	5,903	3.1	11,070	4,588	2.4	63	26	2.4	1,590	716	2.2	167	23	7.3
4	Bandarban RWH	Naikhongchhari	30,300	8,900	3.4	15,045	3,984	3.8	85	5	17.0	2,075	735	2.8	147	7	21.0
5	Bandarban RWH	Rowangchhari	6,000	2,197	2.7	1,945	1,924	1.0	57	4	14.3	951	145	6.6	44	23	1.9
6	Bandarban RWH	Ruma	20,188	5,510	3.7	7,341	1,538	4.8	17	5	3.4	1,147	110	10.4	89	9	9.9
7	Bandarban RWH	Thanchi	6,600	2,515	2.6	1,380	1,608	0.9	37	7	5.3	384	117	3.3	72	20	3.6
8	Bhola RWH	Bhola Sadar	29,100	12,194	2.4	20,115	9,298	2.2	174	86	2.0	9,714	4,935	2.0	62	126	0.5
9	Bhola RWH	Burhanuddin	9,450	4,333	2.2	15,195	7,666	2.0	43	22	2.0	4,028	1,561	2.6	72	60	1.2
10	Bhola RWH	Char Fasson	40,000	19,762	2.0	33,855	16,492	2.1	130	41	3.2	17,561	8,713	2.0	144	105	1.4
11	Bhola RWH	Daulat Khan	16,100	6,362	2.5	13,465	6,945	1.9	56	10	5.6	7,900	3,936	2.0	266	26	10.2
12	Bhola RWH	Hizla	16,200	7,550	2.1	10,575	5,002	2.1	60	13	4.6	3,088	1,420	2.2	102	15	6.8
13	Bhola RWH	Lalmohan	32,410	16,480	2.0	22,950	12,267	1.9	60	24	2.5	13,219	6,320	2.1	82	60	1.4
14	Bhola RWH	Manpura	9,100	3,662	2.5	4,717	2,429	1.9	24	5	4.8	4,295	2,062	2.1	24	23	1.0
15	Bhola RWH	Mehendiganj	33,200	14,192	2.3	22,650	10,831	2.1	82	27	3.0	8,973	4,593	2.0	122	8	15.3
16	Bhola RWH	Muladi	16,700	8,022	2.1	11,490	6,924	1.7	72	10	7.2	4,150	1,685	2.5	0	20	0.0
17	Bhola RWH	Tazumuddin	13,100	7,148	1.8	10,800	5,120	2.1	65	13	5.0	6,100	2,965	2.1	72	34	2.1
18	Bogura RWH	Adamdighi	34,600	10,063	3.4	25,650	5,890	4.4	56	24	2.3	1,178	319	3.7	0	54	0.0
19	Bogura RWH	Akkelpur	36,600	5,351	6.8	14,130	5,387	2.6	69	6	11.5	1,761	421	4.2	0	61	0.0
20	Bogura RWH	Atrai	26,900	13,059	2.1	26,935	11,359	2.4	204	8	25.5	766	433	1.8	50	35	1.4
21	Bogura RWH	Badalgachhi	30,800	16,197	1.9	21,535	12,529	1.7	115	8	14.4	3,206	1,742	1.8	100	37	2.7
22	Bogura RWH	Bogura Sadar	139,740	69,216	2.0	39,195	11,196	3.5	100	65	1.5	4,195	2,387	1.8	172	182	0.9
23	Bogura RWH	Dhamoirhat	19,100	9,401	2.0	29,715	9,024	3.3	47	12	3.9	1,976	945	2.1	50	24	2.1
24	Bogura RWH	Dhunat	68,700	31,381	2.2	48,185	19,157	2.5	87	16	5.4	3,838	1,963	2.0	144	96	1.5
25	Bogura RWH	Dhupchanchia	51,000	8,548	6.0	30,345	7,824	3.9	87	16	5.4	991	817	1.2	216	113	1.9

SL	Warehouse Name	Upazila Name	Condom			Shukhi			IUD			Injectables			Implant		
			CBL	AMD	MOS	CBL	AMD	MOS	CBL	AMD	MOS	CBL	AMD	MOS	CBL	AMD	MOS
26	Bogura RWH	Gabtali	98,800	41,752	2.4	39,495	15,288	2.6	69	9	7.7	5,536	2,595	2.1	0	103	0.0
27	Bogura RWH	Ghoraghat	41,000	5,771	7.1	17,805	6,005	3.0	78	20	3.9	1,669	382	4.4	82	29	2.8
28	Bogura RWH	Hakimpur	20,200	6,281	3.2	19,026	3,426	5.6	113	7	16.1	1,472	173	8.5	72	33	2.2
29	Bogura RWH	Joypurhat Sadar	33,700	21,753	1.5	30,015	11,623	2.6	130	45	2.9	2,625	1,046	2.5	360	188	1.9
30	Bogura RWH	Kahaloo	23,400	17,990	1.3	21,885	10,805	2.0	125	26	4.8	1,120	944	1.2	0	129	0.0
31	Bogura RWH	Kalai	19,392	6,862	2.8	23,280	8,317	2.8	45	12	3.8	1,140	480	2.4	144	48	3.0
32	Bogura RWH	Khetlal	19,500	8,281	2.4	13,635	4,823	2.8	56	10	5.6	635	261	2.4	172	49	3.5
33	Bogura RWH	Mahadebpur	31,700	15,555	2.0	32,565	14,925	2.2	64	13	4.9	1,712	896	1.9	222	59	3.8
34	Bogura RWH	Manda	72,000	23,501	3.1	81,360	29,838	2.7	128	54	2.4	4,305	1,927	2.2	60	80	0.8
35	Bogura RWH	Nandigram	21,600	9,684	2.2	21,705	11,219	1.9	45	2	22.5	1,015	364	2.8	122	44	2.8
36	Bogura RWH	Naogaon Sadar	49,800	23,579	2.1	34,245	15,880	2.2	30	19	1.6	3,016	1,428	2.1	148	68	2.2
37	Bogura RWH	Niamatpur	45,100	18,627	2.4	50,940	15,534	3.3	106	13	8.2	3,379	969	3.5	216	60	3.6
38	Bogura RWH	Panchbibi	43,549	14,383	3.0	23,808	9,400	2.5	40	9	4.4	2,530	712	3.6	245	103	2.4
39	Bogura RWH	Patnitala	24,300	12,545	1.9	15,422	9,658	1.6	101	14	7.2	1,120	568	2.0	218	52	4.2
40	Bogura RWH	Porsha	22,524	10,594	2.1	15,675	9,461	1.7	65	12	5.4	1,085	487	2.2	100	22	4.5
41	Bogura RWH	Raninagar	32,900	12,807	2.6	23,205	11,426	2.0	179	6	29.8	1,212	446	2.7	200	31	6.5
42	Bogura RWH	Sapahar	24,230	10,931	2.2	19,082	9,791	1.9	81	8	10.1	1,687	992	1.7	72	31	2.3
43	Bogura RWH	Sariakandi	35,300	13,231	2.7	25,440	8,378	3.0	81	23	3.5	2,251	1,145	2.0	144	130	1.1
44	Bogura RWH	Shajahanpur	85,000	44,527	1.9	38,165	16,821	2.3	51	22	2.3	2,490	1,124	2.2	72	117	0.6
45	Bogura RWH	Sherpur	58,000	31,829	1.8	35,835	18,317	2.0	41	20	2.1	2,957	1,669	1.8	0	83	0.0
46	Bogura RWH	Shibganj	48,200	26,386	1.8	43,410	19,851	2.2	41	10	4.1	7,300	3,631	2.0	0	83	0.0
47	Bogura RWH	Sonatola	46,700	21,075	2.2	29,595	15,172	2.0	60	38	1.6	2,498	1,202	2.1	0	91	0.0
48	Chattogram RWH	Anowara	31,200	12,041	2.6	21,975	10,489	2.1	74	31	2.4	2,000	1,027	1.9	400	45	8.9
49	Chattogram RWH	Banshkhali	35,200	15,917	2.2	29,070	11,850	2.5	105	32	3.3	4,559	2,334	2.0	2	135	0.0
50	Chattogram RWH	Boalkhali	15,100	8,324	1.8	24,659	9,343	2.6	48	28	1.7	687	524	1.3	100	41	2.4

SL	Warehouse Name	Upazila Name	Condom			Shukhi			IUD			Injectables			Implant		
			CBL	AMD	MOS	CBL	AMD	MOS	CBL	AMD	MOS	CBL	AMD	MOS	CBL	AMD	MOS
51	Chattogram RWH	Chakaria	40,900	17,956	2.3	31,240	14,760	2.1	204	75	2.7	8,044	3,656	2.2	488	89	5.5
52	Chattogram RWH	Chandanaish	22,500	9,522	2.4	18,600	7,540	2.5	119	33	3.6	1,873	896	2.1	10	40	0.3
53	Chattogram RWH	Cox's Bazar Sadar	58,000	30,629	1.9	66,465	17,838	3.7	240	42	5.7	6,371	3,216	2.0	925	91	10.2
54	Chattogram RWH	Dighinala	22,800	8,574	2.7	14,475	7,616	1.9	185	19	9.7	1,815	958	1.9	150	26	5.8
55	Chattogram RWH	Double Mooring	109,272	59,275	1.8	25,350	13,019	1.9	373	197	1.9	9,340	4,457	2.1	50	161	0.3
56	Chattogram RWH	Fatikchhari	51,644	23,575	2.2	51,770	15,666	3.3	65	25	2.6	4,507	2,364	1.9	200	173	1.2
57	Chattogram RWH	Hathazari	67,000	31,326	2.1	30,835	15,843	1.9	98	31	3.2	2,615	1,267	2.1	200	49	4.1
58	Chattogram RWH	Khagrachhari Sadar	22,400	5,917	3.8	16,895	5,827	2.9	150	51	2.9	1,501	757	2.0	40	23	1.7
59	Chattogram RWH	Kutubdia	20,700	3,036	6.8	5,175	3,683	1.4	187	19	9.8	3,135	1,147	2.7	144	95	1.5
60	Chattogram RWH	Lakshmichhari	8,900	2,228	4.0	6,960	2,674	2.6	19	9	2.1	423	100	4.2	50	16	3.1
61	Chattogram RWH	Lohagara	22,860	7,736	3.0	15,855	8,073	2.0	36	19	1.9	2,750	1,380	2.0	300	33	9.1
62	Chattogram RWH	Mahalchhari	9,900	3,576	2.8	8,385	4,250	2.0	14	6	2.3	749	336	2.2	100	16	6.3
63	Chattogram RWH	Maheshkhali	21,600	7,929	2.7	31,400	15,717	2.0	134	35	3.8	5,546	2,876	1.9	228	59	3.9
64	Chattogram RWH	Manikchhari	3,300	1,370	2.4	4,785	1,882	2.5	101	3	33.7	1,209	553	2.2	240	15	16.0
65	Chattogram RWH	Matiranga	21,200	8,536	2.5	14,095	7,307	1.9	10	19	0.5	1,796	906	2.0	202	58	3.5
66	Chattogram RWH	Mirsharai	35,000	15,031	2.3	29,539	14,288	2.1	114	51	2.2	4,574	2,249	2.0	300	75	4.0
67	Chattogram RWH	Panchhari	10,900	3,194	3.4	7,380	4,008	1.8	57	11	5.2	493	213	2.3	80	54	1.5
68	Chattogram RWH	Panchlaish	66,600	42,616	1.6	17,835	9,422	1.9	304	149	2.0	6,750	3,348	2.0	209	105	2.0
69	Chattogram RWH	Patiya	43,300	21,845	2.0	34,440	17,746	1.9	280	143	2.0	4,140	2,183	1.9	200	117	1.7
70	Chattogram RWH	Pekua	18,000	7,402	2.4	15,165	6,835	2.2	80	12	6.7	4,530	2,226	2.0	150	65	2.3
71	Chattogram RWH	Ramgarh	18,600	3,581	5.2	8,100	4,609	1.8	54	6	9.0	529	250	2.1	153	21	7.3
72	Chattogram RWH	Ramu	26,700	9,997	2.7	15,180	6,986	2.2	157	39	4.0	4,214	2,316	1.8	300	92	3.3
73	Chattogram RWH	Rangunia	29,500	22,574	1.3	20,610	13,478	1.5	137	64	2.1	1,568	1,680	0.9	100	53	1.9
74	Chattogram RWH	Raozan	37,080	18,909	2.0	23,355	11,898	2.0	98	56	1.8	2,734	1,391	2.0	452	127	3.6
75	Chattogram RWH	Sandwip	27,066	8,654	3.1	31,215	10,360	3.0	259	35	7.4	7,964	1,063	7.5	216	61	3.5

SL	Warehouse Name	Upazila Name	Condom			Shukhi			IUD			Injectables			Implant		
			CBL	AMD	MOS	CBL	AMD	MOS	CBL	AMD	MOS	CBL	AMD	MOS	CBL	AMD	MOS
76	Chattogram RWH	Satkania	29,300	13,405	2.2	32,880	10,069	3.3	66	24	2.8	1,895	885	2.1	200	65	3.1
77	Chattogram RWH	Sitakunda	44,100	19,554	2.3	29,130	13,524	2.2	128	64	2.0	3,573	1,801	2.0	56	55	1.0
78	Chattogram RWH	Teknaf	58,328	29,205	2.0	45,005	14,823	3.0	197	48	4.1	9,652	4,527	2.1	460	79	5.8
79	Chattogram RWH	Ukhia	39,200	24,309	1.6	26,530	5,005	5.3	139	20	7.0	4,955	1,675	3.0	400	125	3.2
80	Cumilla RWH	Akhaura	59,460	6,335	9.4	32,541	5,070	6.4	116	10	11.6	2,500	696	3.6	110	27	4.1
81	Cumilla RWH	Ashuganj	75,824	15,332	4.9	33,745	6,761	5.0	186	21	8.9	6,912	896	7.7	172	41	4.2
82	Cumilla RWH	Banchhampur	61,200	17,377	3.5	38,880	9,783	4.0	153	24	6.4	4,490	2,498	1.8	300	125	2.4
83	Cumilla RWH	Barura	90,400	19,808	4.6	5,285	17,233	0.3	87	39	2.2	2,785	2,979	0.9	100	46	2.2
84	Cumilla RWH	Bijoyagar	64,608	15,834	4.1	38,806	9,811	4.0	229	13	17.6	5,616	1,639	3.4	500	38	13.2
85	Cumilla RWH	Brahman Para	50,300	6,894	7.3	22,815	7,642	3.0	160	19	8.4	2,554	725	3.5	150	35	4.3
86	Cumilla RWH	Brahmanbaria Sadar	148,900	23,655	6.3	98,265	9,834	10.0	247	47	5.3	5,570	2,414	2.3	80	89	0.9
87	Cumilla RWH	Burichang	115,400	24,632	4.7	53,160	13,847	3.8	267	45	5.9	6,812	1,905	3.6	250	76	3.3
88	Cumilla RWH	Chandina	105,800	19,956	5.3	45,640	14,381	3.2	227	34	6.7	5,091	2,533	2.0	100	34	2.9
89	Cumilla RWH	Chandpur Sadar	78,300	15,569	5.0	39,160	12,705	3.1	286	85	3.4	5,702	2,479	2.3	200	91	2.2
90	Cumilla RWH	Chauddagam	87,000	16,844	5.2	31,830	12,100	2.6	568	25	22.7	1,581	3,266	0.5	100	29	3.4
91	Cumilla RWH	Cumilla Adarsha Sadar	66,800	35,934	1.9	35,880	16,695	2.1	585	98	6.0	5,806	3,040	1.9	329	140	2.4
92	Cumilla RWH	Cumilla Sadar Dakshin	86,000	16,861	5.1	16,057	14,574	1.1	260	33	7.9	2,113	2,736	0.8	300	49	6.1
93	Cumilla RWH	Daudkandi	129,300	11,486	11.3	49,320	8,715	5.7	117	51	2.3	4,291	1,675	2.6	0	22	0.0
94	Cumilla RWH	Debidwar	139,800	18,693	7.5	19,655	13,715	1.4	172	92	1.9	5,522	2,712	2.0	300	35	8.6
95	Cumilla RWH	Faridganj	143,800	14,232	10.1	66,165	9,922	6.7	225	36	6.3	5,560	2,539	2.2	100	108	0.9
96	Cumilla RWH	Haim Char	28,300	2,568	11.0	18,675	3,612	5.2	63	9	7.0	2,540	502	5.1	50	27	1.9
97	Cumilla RWH	Hajiganj	83,500	7,878	10.6	66,060	9,755	6.8	186	35	5.3	3,456	2,012	1.7	250	64	3.9
98	Cumilla RWH	Homna	133,300	15,605	8.5	61,710	7,310	8.4	248	26	9.5	2,819	1,283	2.2	222	18	12.3
99	Cumilla RWH	Kachua	170,500	14,934	11.4	58,575	12,273	4.8	184	47	3.9	1,676	3,394	0.5	100	51	2.0
100	Cumilla RWH	Kasba	122,300	19,901	6.1	39,885	12,402	3.2	123	23	5.3	2,736	1,150	2.4	150	50	3.0

SL	Warehouse Name	Upazila Name	Condom			Shukhi			IUD			Injectables			Implant		
			CBL	AMD	MOS	CBL	AMD	MOS	CBL	AMD	MOS	CBL	AMD	MOS	CBL	AMD	MOS
101	Cumilla RWH	Laksam	50,400	11,216	4.5	26,925	8,606	3.1	59	36	1.6	985	1,707	0.6	210	31	6.8
102	Cumilla RWH	Manoharganj	60,200	10,236	5.9	26,340	8,013	3.3	96	11	8.7	3,693	1,244	3.0	200	31	6.5
103	Cumilla RWH	Matlab Dakshin	97,600	12,327	7.9	55,257	6,586	8.4	204	40	5.1	3,331	1,931	1.7	115	47	2.4
104	Cumilla RWH	Matlab Uttar	94,300	15,428	6.1	43,420	11,793	3.7	166	48	3.5	4,418	1,555	2.8	50	72	0.7
105	Cumilla RWH	Meghna	59,700	5,270	11.3	38,115	4,026	9.5	47	10	4.7	2,026	806	2.5	150	36	4.2
106	Cumilla RWH	Muradnagar	36,370	38,178	1.0	16,245	16,952	1.0	180	60	3.0	3,211	3,111	1.0	300	62	4.8
107	Cumilla RWH	Nabinagar	122,000	22,641	5.4	57,870	11,787	4.9	198	15	13.2	4,181	1,731	2.4	150	74	2.0
108	Cumilla RWH	Nangalkot	84,500	22,055	3.8	29,385	10,569	2.8	263	29	9.1	6,249	2,479	2.5	100	61	1.6
109	Cumilla RWH	Nasirnagar	86,000	12,912	6.7	15,750	9,787	1.6	220	24	9.2	2,006	1,233	1.6	250	46	5.4
110	Cumilla RWH	Sarail	33,700	17,785	1.9	34,500	10,027	3.4	190	17	11.2	2,908	1,659	1.8	300	77	3.9
111	Cumilla RWH	Shahrasti	31,300	4,140	7.6	29,775	6,209	4.8	136	21	6.5	3,576	1,996	1.8	150	51	2.9
112	Cumilla RWH	Titas	102,700	11,080	9.3	48,540	4,597	10.6	101	45	2.2	3,568	1,256	2.8	111	28	4.0
113	Dhaka CWH	Araihazar	32,400	13,628	2.4	28,530	17,781	1.6	65	36	1.8	3,830	2,157	1.8	0	64	0.0
114	Dhaka CWH	Bandar	85,608	42,995	2.0	35,245	16,891	2.1	124	26	4.8	4,396	2,176	2.0	100	61	1.6
115	Dhaka CWH	Belabo	12,600	12,147	1.0	13,860	9,385	1.5	104	12	8.7	2,092	1,045	2.0	100	51	2.0
116	Dhaka CWH	Daulatpur	25,800	12,288	2.1	19,980	9,517	2.1	69	6	11.5	1,826	942	1.9	100	53	1.9
117	Dhaka CWH	Dhamrai	50,000	27,239	1.8	35,728	23,297	1.5	318	107	3.0	3,170	1,582	2.0	28	61	0.5
118	Dhaka CWH	Dohar	30,152	13,183	2.3	14,868	7,733	1.9	86	17	5.1	1,355	615	2.2	100	40	2.5
119	Dhaka CWH	Gazaria	14,000	7,431	1.9	11,940	6,929	1.7	73	7	10.4	902	556	1.6	181	16	11.3
120	Dhaka CWH	Gazipur Sadar	112,120	48,283	2.3	36,750	21,542	1.7	103	37	2.8	4,972	2,041	2.4	100	50	2.0
121	Dhaka CWH	Ghior	43,400	20,440	2.1	20,340	9,691	2.1	39	9	4.3	2,217	1,054	2.1	400	20	20.0
122	Dhaka CWH	Harirampur	26,032	15,945	1.6	12,810	6,035	2.1	25	11	2.3	729	394	1.9	88	37	2.4
123	Dhaka CWH	Kaliakair	57,000	24,897	2.3	26,480	18,665	1.4	150	19	7.9	1,355	735	1.8	100	43	2.3
124	Dhaka CWH	Kaliganj	60,500	27,890	2.2	30,570	14,497	2.1	162	15	10.8	2,297	1,225	1.9	150	19	7.9
125	Dhaka CWH	Kapasia	40,800	19,258	2.1	26,640	11,799	2.3	38	11	3.5	1,485	676	2.2	0	41	0.0

SL	Warehouse Name	Upazila Name	Condom			Shukhi			IUD			Injectables			Implant		
			CBL	AMD	MOS	CBL	AMD	MOS	CBL	AMD	MOS	CBL	AMD	MOS	CBL	AMD	MOS
126	Dhaka CWH	Keraniganj	87,068	48,397	1.8	42,945	26,703	1.6	286	73	3.9	6,807	3,141	2.2	444	92	4.8
127	Dhaka CWH	Lohajang	28,900	13,720	2.1	7,395	7,808	0.9	84	18	4.7	2,025	929	2.2	0	46	0.0
128	Dhaka CWH	Manikganj Sadar	53,700	38,400	1.4	30,675	14,895	2.1	165	28	5.9	4,266	1,934	2.2	0	94	0.0
129	Dhaka CWH	Manohardi	55,600	24,553	2.3	72,690	10,664	6.8	141	34	4.1	4,406	2,157	2.0	100	35	2.9
130	Dhaka CWH	Mirpur	134,900	157,396	0.9	57,420	38,333	1.5	420	252	1.7	26,536	11,445	2.3	200	304	0.7
131	Dhaka CWH	Munshiganj Sadar	52,986	26,883	2.0	38,682	17,167	2.3	141	28	5.0	3,080	1,586	1.9	0	59	0.0
132	Dhaka CWH	Narayanganj Sadar	29,000	88,554	0.3	14,205	48,530	0.3	82	81	1.0	11,893	8,632	1.4	40	153	0.3
133	Dhaka CWH	Narsingdi Sadar	90,011	58,104	1.5	59,863	46,655	1.3	267	89	3.0	15,263	8,016	1.9	200	95	2.1
134	Dhaka CWH	Nawabganj	47,800	23,443	2.0	27,216	12,693	2.1	82	17	4.8	1,881	893	2.1	200	32	6.3
135	Dhaka CWH	Palash	20,900	11,045	1.9	20,910	10,531	2.0	52	16	3.3	2,310	1,179	2.0	100	39	2.6
136	Dhaka CWH	Roypura	132,300	53,663	2.5	40,040	21,980	1.8	126	74	1.7	14,024	8,095	1.7	200	42	4.8
137	Dhaka CWH	Rupganj	83,100	39,806	2.1	66,205	32,418	2.0	83	32	2.6	6,170	3,088	2.0	100	67	1.5
138	Dhaka CWH	Saturia	17,500	9,573	1.8	11,085	7,843	1.4	144	22	6.5	1,595	744	2.1	100	35	2.9
139	Dhaka CWH	Savar	54,500	78,001	0.7	125,641	28,122	4.5	259	103	2.5	7,439	3,964	1.9	300	87	3.4
140	Dhaka CWH	Serajdikhan	50,292	21,742	2.3	18,840	17,958	1.0	94	27	3.5	2,952	1,447	2.0	100	41	2.4
141	Dhaka CWH	Shibalaya	37,370	16,890	2.2	22,470	8,153	2.8	95	10	9.5	2,845	1,416	2.0	200	55	3.6
142	Dhaka CWH	Shibpur	47,900	21,100	2.3	30,268	14,194	2.1	85	22	3.9	4,152	1,898	2.2	0	42	0.0
143	Dhaka CWH	Singair	53,000	25,304	2.1	30,880	13,350	2.3	59	10	5.9	1,742	873	2.0	100	48	2.1
144	Dhaka CWH	Sonargaon	67,000	31,752	2.1	47,505	21,401	2.2	93	42	2.2	5,704	2,917	2.0	0	73	0.0
145	Dhaka CWH	Sreenagar	69,800	35,665	2.0	19,415	18,273	1.1	93	23	4.0	3,754	1,756	2.1	400	33	12.1
146	Dhaka CWH	Sreepur	72,360	31,318	2.3	29,040	19,122	1.5	75	16	4.7	3,749	1,894	2.0	100	78	1.3
147	Dhaka CWH	Tejgaon	901,800	275,317	3.3	270,000	119,360	2.3	1,015	433	2.3	20,600	18,521	1.1	724	385	1.9
148	Dhaka CWH	Tongi	91,500	35,809	2.6	25,815	11,100	2.3	200	60	3.3	4,914	1,739	2.8	520	90	5.8
149	Dhaka CWH	Tongibari	31,700	11,871	2.7	18,555	9,188	2.0	35	5	7.0	892	434	2.1	300	22	13.6
150	Dinajpur RWH	Atwari	18,300	6,125	3.0	29,237	8,571	3.4	68	9	7.6	2,398	1,043	2.3	0	22	0.0

SL	Warehouse Name	Upazila Name	Condom			Shukhi			IUD			Injectables			Implant		
			CBL	AMD	MOS	CBL	AMD	MOS	CBL	AMD	MOS	CBL	AMD	MOS	CBL	AMD	MOS
151	Dinajpur RWH	Baliadangi	26,200	4,609	5.7	56,490	8,524	6.6	20	5	4.0	4,253	1,899	2.2	0	29	0.0
152	Dinajpur RWH	Biral	11,396	6,609	1.7	47,460	8,922	5.3	93	18	5.2	3,204	591	5.4	10	71	0.1
153	Dinajpur RWH	Birampur	18,000	5,201	3.5	55,860	5,533	10.1	89	9	9.9	1,231	315	3.9	0	48	0.0
154	Dinajpur RWH	Birganj	20,700	9,953	2.1	82,905	16,456	5.0	178	16	11.1	4,109	1,693	2.4	300	141	2.1
155	Dinajpur RWH	Bochaganj	17,170	6,141	2.8	23,910	8,431	2.8	138	18	7.7	1,352	595	2.3	150	67	2.2
156	Dinajpur RWH	Boda	14,700	9,385	1.6	29,475	16,117	1.8	51	15	3.4	5,293	2,570	2.1	0	98	0.0
157	Dinajpur RWH	Chirirbandar	14,100	7,347	1.9	23,010	13,352	1.7	89	17	5.2	2,388	1,156	2.1	0	117	0.0
158	Dinajpur RWH	Debiganj	29,400	10,532	2.8	47,385	18,707	2.5	73	19	3.8	7,150	3,667	1.9	300	57	5.3
159	Dinajpur RWH	Dinajpur Sadar	53,900	26,845	2.0	43,395	20,461	2.1	149	42	3.5	8,404	2,869	2.9	500	233	2.1
160	Dinajpur RWH	Fulbari	22,800	5,897	3.9	49,695	5,737	8.7	94	12	7.8	1,793	218	8.2	200	39	5.1
161	Dinajpur RWH	Haripur	18,200	7,956	2.3	40,755	8,501	4.8	35	6	5.8	2,262	1,241	1.8	0	22	0.0
162	Dinajpur RWH	Kaharole	15,000	3,878	3.9	19,865	8,160	2.4	108	8	13.5	1,176	608	1.9	0	94	0.0
163	Dinajpur RWH	Khansama	13,860	4,265	3.2	37,788	10,630	3.6	102	15	6.8	2,720	1,107	2.5	200	101	2.0
164	Dinajpur RWH	Nawabganj	28,400	9,331	3.0	47,025	11,426	4.1	128	7	18.3	3,890	1,228	3.2	0	60	0.0
165	Dinajpur RWH	Panchagarh Sadar	15,756	9,881	1.6	18,567	12,980	1.4	55	16	3.4	4,770	2,122	2.2	0	58	0.0
166	Dinajpur RWH	Parbatipur	41,340	19,178	2.2	19,943	12,261	1.6	132	31	4.3	5,988	2,514	2.4	250	112	2.2
167	Dinajpur RWH	Pirganj	24,300	9,007	2.7	36,090	11,631	3.1	15	15	1.0	4,237	2,906	1.5	0	58	0.0
168	Dinajpur RWH	Ranisankail	15,720	4,245	3.7	51,900	12,297	4.2	46	7	6.6	2,121	1,083	2.0	200	53	3.8
169	Dinajpur RWH	Tentulia	16,940	7,356	2.3	8,745	7,767	1.1	35	12	2.9	1,965	740	2.7	50	22	2.3
170	Dinajpur RWH	Thakurgaon Sadar	47,200	21,361	2.2	37,800	27,046	1.4	170	40	4.3	9,800	5,622	1.7	0	142	0.0
171	Faridpur RWH	Agailjhara	21,410	7,027	3.0	20,107	6,503	3.1	72	15	4.8	1,759	637	2.8	200	41	4.9
172	Faridpur RWH	Alfadanga	65,000	19,882	3.3	10,725	4,225	2.5	25	6	4.2	1,686	616	2.7	0	36	0.0
173	Faridpur RWH	Babuganj	20,400	5,930	3.4	20,310	6,079	3.3	113	21	5.4	1,576	626	2.5	150	31	4.8
174	Faridpur RWH	Baliakandi	60,022	23,534	2.6	27,203	10,112	2.7	124	29	4.3	4,086	1,257	3.3	300	55	5.5
175	Faridpur RWH	Banari Para	22,500	6,078	3.7	38,505	6,272	6.1	76	9	8.4	2,445	586	4.2	244	56	4.4

SL	Warehouse Name	Upazila Name	Condom			Shukhi			IUD			Injectables			Implant		
			CBL	AMD	MOS	CBL	AMD	MOS	CBL	AMD	MOS	CBL	AMD	MOS	CBL	AMD	MOS
176	Faridpur RWH	Barishal Sadar (kotwali)	82,700	28,011	3.0	48,045	13,826	3.5	196	68	2.9	7,574	3,400	2.2	213	136	1.6
177	Faridpur RWH	Bhanga	57,200	25,397	2.3	26,427	13,478	2.0	261	63	4.1	3,317	785	4.2	544	80	6.8
178	Faridpur RWH	Bhedarganj	37,000	12,905	2.9	27,855	7,381	3.8	42	19	2.2	6,325	1,713	3.7	144	42	3.4
179	Faridpur RWH	Boalmari	86,800	20,153	4.3	39,375	11,681	3.4	60	14	4.3	3,749	1,411	2.7	144	53	2.7
180	Faridpur RWH	Char Bhadrasan	22,200	6,188	3.6	6,429	1,195	5.4	63	12	5.3	684	172	4.0	50	23	2.2
181	Faridpur RWH	Damudya	21,368	5,461	3.9	14,895	3,254	4.6	68	13	5.2	2,133	348	6.1	100	12	8.3
182	Faridpur RWH	Faridpur Sadar	56,600	48,901	1.2	12,615	12,590	1.0	36	60	0.6	3,948	2,942	1.3	100	123	0.8
183	Faridpur RWH	Gaurnadi	26,900	9,312	2.9	32,130	9,805	3.3	48	13	3.7	4,118	1,113	3.7	0	28	0.0
184	Faridpur RWH	Goalanda	69,372	33,720	2.1	25,680	5,598	4.6	107	7	15.3	4,022	1,211	3.3	0	60	0.0
185	Faridpur RWH	Gopalganj Sadar	96,731	33,388	2.9	44,062	12,628	3.5	135	39	3.5	5,080	1,298	3.9	302	140	2.2
186	Faridpur RWH	Gosairhat	34,300	11,116	3.1	24,365	5,740	4.2	130	40	3.3	3,344	1,050	3.2	100	15	6.7
187	Faridpur RWH	Jhalokati Sadar	22,700	9,182	2.5	16,905	5,869	2.9	25	22	1.1	2,955	865	3.4	272	100	2.7
188	Faridpur RWH	Kalkini	29,800	15,344	1.9	15,810	8,659	1.8	20	20	1.0	3,252	1,196	2.7	372	77	4.8
189	Faridpur RWH	Kashiani	62,900	25,623	2.5	33,035	12,554	2.6	47	9	5.2	3,287	1,165	2.8	120	49	2.4
190	Faridpur RWH	Kotalipara	36,500	11,339	3.2	23,700	13,932	1.7	13	7	1.9	1,536	679	2.3	20	72	0.3
191	Faridpur RWH	Madaripur Sadar	58,400	22,590	2.6	24,750	12,313	2.0	245	86	2.8	9,976	4,739	2.1	150	94	1.6
192	Faridpur RWH	Madhukhali	47,700	14,914	3.2	31,920	11,118	2.9	123	31	4.0	3,755	1,316	2.9	50	65	0.8
193	Faridpur RWH	Muksudpur	81,995	30,172	2.7	28,001	18,152	1.5	78	27	2.9	5,101	1,820	2.8	100	63	1.6
194	Faridpur RWH	Nagarkanda	45,500	13,915	3.3	32,055	9,202	3.5	147	37	4.0	2,039	581	3.5	100	39	2.6
195	Faridpur RWH	Naria	26,664	11,464	2.3	13,245	7,584	1.7	60	17	3.5	2,345	838	2.8	151	38	4.0
196	Faridpur RWH	Nesarabad (swarupkati)	48,600	17,149	2.8	31,710	12,071	2.6	65	22	3.0	2,860	1,157	2.5	294	73	4.0
197	Faridpur RWH	Pangsha	88,900	40,177	2.2	26,700	15,593	1.7	123	27	4.6	4,976	2,235	2.2	732	126	5.8
198	Faridpur RWH	Rajbari Sadar	111,800	54,459	2.1	42,180	13,225	3.2	335	99	3.4	7,104	2,416	2.9	330	177	1.9
199	Faridpur RWH	Rajoir	43,500	13,441	3.2	25,686	8,914	2.9	71	12	5.9	3,697	1,344	2.8	200	39	5.1
200	Faridpur RWH	Sadarpur	35,600	13,862	2.6	29,460	6,144	4.8	70	13	5.4	2,608	514	5.1	193	26	7.4

SL	Warehouse Name	Upazila Name	Condom			Shukhi			IUD			Injectables			Implant		
			CBL	AMD	MOS	CBL	AMD	MOS	CBL	AMD	MOS	CBL	AMD	MOS	CBL	AMD	MOS
201	Faridpur RWH	Saltha	41,700	11,309	3.7	33,345	7,079	4.7	77	17	4.5	1,992	616	3.2	216	21	10.3
202	Faridpur RWH	Shariatpur Sadar	25,000	10,236	2.4	21,450	6,603	3.2	119	40	3.0	2,298	796	2.9	150	37	4.1
203	Faridpur RWH	Shib Char	88,100	26,209	3.4	39,135	15,742	2.5	131	35	3.7	5,977	2,185	2.7	144	65	2.2
204	Faridpur RWH	Tungipara	31,200	10,678	2.9	18,495	4,743	3.9	103	10	10.3	2,082	503	4.1	204	47	4.3
205	Faridpur RWH	Wazirpur	33,000	11,119	3.0	30,345	10,984	2.8	69	13	5.3	2,804	874	3.2	245	83	3.0
206	Faridpur RWH	Zanjira	54,500	15,405	3.5	30,925	6,016	5.1	106	18	5.9	3,143	762	4.1	170	41	4.1
207	Jamalpur RWH	Bakshiganj	37,800	20,729	1.8	17,185	10,161	1.7	65	16	4.1	1,926	1,091	1.8	200	72	2.8
208	Jamalpur RWH	Char Rajibpur	34,800	18,886	1.8	12,765	6,105	2.1	27	2	13.5	3,200	1,370	2.3	92	23	4.0
209	Jamalpur RWH	Dewanganj	49,780	23,712	2.1	32,925	14,278	2.3	73	25	2.9	6,026	2,742	2.2	230	91	2.5
210	Jamalpur RWH	Islampur	54,500	28,168	1.9	50,824	22,852	2.2	151	53	2.8	5,012	1,557	3.2	100	73	1.4
211	Jamalpur RWH	Jamalpur Sadar	75,200	39,563	1.9	66,965	34,407	1.9	136	56	2.4	10,086	4,527	2.2	56	123	0.5
212	Jamalpur RWH	Jhenaigati	59,300	15,207	3.9	57,775	15,556	3.7	38	13	2.9	3,223	1,559	2.1	200	40	5.0
213	Jamalpur RWH	Madarganj	49,400	15,251	3.2	23,040	12,288	1.9	200	62	3.2	2,120	914	2.3	216	108	2.0
214	Jamalpur RWH	Melandaha	64,200	26,364	2.4	44,640	20,072	2.2	80	31	2.6	5,550	2,602	2.1	200	60	3.3
215	Jamalpur RWH	Nakla	70,100	11,357	6.2	70,675	11,793	6.0	47	20	2.4	3,081	1,325	2.3	28	59	0.5
216	Jamalpur RWH	Nalitabari	79,800	18,693	4.3	46,620	15,923	2.9	69	10	6.9	2,455	1,524	1.6	240	54	4.4
217	Jamalpur RWH	Raumari	46,500	20,476	2.3	22,170	10,509	2.1	50	16	3.1	4,710	1,978	2.4	50	26	1.9
218	Jamalpur RWH	Sarishabari	40,600	25,034	1.6	32,985	15,561	2.1	110	34	3.2	3,365	1,761	1.9	100	58	1.7
219	Jamalpur RWH	Sherpur Sadar	60,500	32,415	1.9	49,755	31,759	1.6	52	23	2.3	13,725	7,075	1.9	100	63	1.6
220	Jamalpur RWH	Sreebardi	52,744	15,072	3.5	33,525	13,355	2.5	26	6	4.3	1,940	1,105	1.8	200	81	2.5
221	Jashore RWH	Abhaynagar	66,000	21,345	3.1	32,685	7,997	4.1	176	20	8.8	10,290	2,117	4.9	72	55	1.3
222	Jashore RWH	Bagher Para	48,000	20,009	2.4	14,115	8,160	1.7	114	12	9.5	2,953	1,447	2.0	422	41	10.3
223	Jashore RWH	Chaugachha	48,100	20,986	2.3	13,275	6,756	2.0	104	16	6.5	1,860	1,020	1.8	249	39	6.4
224	Jashore RWH	Harinakunda	37,900	8,808	4.3	13,560	8,112	1.7	210	9	23.3	2,310	883	2.6	72	45	1.6
225	Jashore RWH	Jashore Sadar	84,200	78,185	1.1	42,405	26,795	1.6	217	47	4.6	16,290	7,499	2.2	242	125	1.9

SL	Warehouse Name	Upazila Name	Condom			Shukhi			IUD			Injectables			Implant		
			CBL	AMD	MOS	CBL	AMD	MOS	CBL	AMD	MOS	CBL	AMD	MOS	CBL	AMD	MOS
226	Jashore RWH	Jhenaidah Sadar	51,755	22,548	2.3	21,225	12,004	1.8	173	53	3.3	4,475	2,181	2.1	90	62	1.5
227	Jashore RWH	Jhikargachha	45,200	19,693	2.3	30,720	8,643	3.6	170	27	6.3	6,200	1,708	3.6	72	38	1.9
228	Jashore RWH	Kalia	40,600	18,949	2.1	18,720	7,771	2.4	29	7	4.1	1,300	659	2.0	638	21	30.4
229	Jashore RWH	Kaliganj	51,400	23,243	2.2	25,920	8,960	2.9	135	8	16.9	2,540	1,041	2.4	72	48	1.5
230	Jashore RWH	Keshabpur	52,000	14,908	3.5	27,930	8,447	3.3	155	10	15.5	6,277	1,706	3.7	176	45	3.9
231	Jashore RWH	Kotchandpur	21,200	9,029	2.3	14,760	4,489	3.3	110	6	18.3	1,400	704	2.0	494	28	17.6
232	Jashore RWH	Lohagara	51,428	19,741	2.6	5,945	8,130	0.7	80	21	3.8	3,239	1,372	2.4	744	29	25.7
233	Jashore RWH	Magura Sadar	43,800	29,264	1.5	9,720	11,435	0.9	85	48	1.8	5,715	3,012	1.9	0	103	0.0
234	Jashore RWH	Maheshpur	73,916	18,152	4.1	51,715	6,238	8.3	160	25	6.4	11,700	3,174	3.7	316	53	6.0
235	Jashore RWH	Manirampur	49,900	29,007	1.7	46,890	15,866	3.0	265	10	26.5	11,917	5,766	2.1	388	76	5.1
236	Jashore RWH	Mohammadpur	19,100	6,813	2.8	11,189	6,693	1.7	127	13	9.8	1,370	796	1.7	100	17	5.9
237	Jashore RWH	Narail Sadar	50,900	28,820	1.8	31,650	9,605	3.3	230	14	16.4	8,629	1,919	4.5	222	46	4.8
238	Jashore RWH	Shailkupa	65,100	25,412	2.6	16,020	11,230	1.4	106	13	8.2	3,230	1,535	2.1	360	76	4.7
239	Jashore RWH	Shalikhha	13,900	6,460	2.2	17,295	7,075	2.4	55	11	5.0	1,051	527	2.0	372	40	9.3
240	Jashore RWH	Sharsha	48,000	33,698	1.4	21,315	11,269	1.9	96	22	4.4	5,113	2,518	2.0	150	53	2.8
241	Jashore RWH	Sreepur	22,300	11,723	1.9	16,410	7,647	2.1	91	12	7.6	1,860	997	1.9	516	45	11.5
242	Khulna RWH	Assasuni	20,100	17,346	1.2	27,435	15,633	1.8	18	4	4.5	1,610	1,375	1.2	0	55	0.0
243	Khulna RWH	Bagerhat Sadar	48,600	20,585	2.4	48,255	11,965	4.0	51	9	5.7	3,302	1,309	2.5	172	72	2.4
244	Khulna RWH	Batiaghata	37,200	14,983	2.5	34,020	8,746	3.9	43	7	6.1	415	762	0.5	144	36	4.0
245	Khulna RWH	Bhandaria	27,200	11,040	2.5	31,950	6,624	4.8	148	18	8.2	2,002	999	2.0	122	34	3.6
246	Khulna RWH	Chitalmari	44,500	18,479	2.4	36,705	7,702	4.8	30	2	15.0	2,423	1,177	2.1	0	20	0.0
247	Khulna RWH	Dacope	27,500	9,164	3.0	24,270	6,272	3.9	24	6	4.0	843	584	1.4	244	70	3.5
248	Khulna RWH	Daulatpur	109,500	52,724	2.1	76,305	12,571	6.1	40	19	2.1	7,400	3,161	2.3	0	52	0.0
249	Khulna RWH	Debhata	28,900	11,849	2.4	22,710	6,104	3.7	64	6	10.7	1,913	478	4.0	80	17	4.7
250	Khulna RWH	Dumuria	71,050	29,967	2.4	78,615	15,273	5.1	172	49	3.5	5,300	2,234	2.4	0	150	0.0

SL	Warehouse Name	Upazila Name	Condom			Shukhi			IUD			Injectables			Implant		
			CBL	AMD	MOS	CBL	AMD	MOS	CBL	AMD	MOS	CBL	AMD	MOS	CBL	AMD	MOS
251	Khulna RWH	Fakirhat	33,800	9,673	3.5	29,250	5,030	5.8	32	4	8.0	2,046	576	3.6	0	28	0.0
252	Khulna RWH	Indurkani	18,800	4,069	4.6	17,610	4,185	4.2	34	8	4.3	1,425	536	2.7	40	31	1.3
253	Khulna RWH	Kachua	15,800	7,685	2.1	17,790	5,399	3.3	39	7	5.6	1,389	561	2.5	100	26	3.8
254	Khulna RWH	Kalaroa	54,400	25,903	2.1	56,760	8,165	7.0	41	5	8.2	2,597	1,197	2.2	50	27	1.9
255	Khulna RWH	Kaliganj	53,700	24,977	2.1	43,665	14,763	3.0	71	8	8.9	3,664	1,407	2.6	0	44	0.0
256	Khulna RWH	Kanthalia	16,497	4,359	3.8	17,025	4,103	4.1	25	6	4.2	1,684	760	2.2	50	31	1.6
257	Khulna RWH	Kawkhali	15,700	4,370	3.6	19,020	3,250	5.9	0	17	0.0	1,050	341	3.1	0	20	0.0
258	Khulna RWH	Khulna Sadar	129,700	99,334	1.3	52,680	20,430	2.6	420	229	1.8	11,282	6,261	1.8	6	47	0.1
259	Khulna RWH	Koyra	37,700	12,378	3.0	34,605	11,322	3.1	43	12	3.6	1,864	650	2.9	144	56	2.6
260	Khulna RWH	Mathbaria	57,000	15,525	3.7	79,275	14,733	5.4	58	23	2.5	4,060	1,727	2.4	0	35	0.0
261	Khulna RWH	Mollahat	29,100	10,472	2.8	37,860	8,528	4.4	75	11	6.8	1,654	466	3.5	0	40	0.0
262	Khulna RWH	Mongla	31,200	13,074	2.4	32,265	6,732	4.8	92	19	4.8	2,238	735	3.0	172	31	5.5
263	Khulna RWH	Morrelganj	78,120	19,835	3.9	68,100	20,067	3.4	220	62	3.5	5,387	2,070	2.6	200	81	2.5
264	Khulna RWH	Nazirpur	32,300	14,002	2.3	29,655	9,297	3.2	60	17	3.5	2,960	1,245	2.4	100	38	2.6
265	Khulna RWH	Paikgachha	33,300	13,711	2.4	31,380	14,446	2.2	48	9	5.3	2,050	969	2.1	0	70	0.0
266	Khulna RWH	Phultala	40,500	15,738	2.6	27,075	5,110	5.3	25	19	1.3	1,540	772	2.0	0	34	0.0
267	Khulna RWH	Pirojpur Sadar	28,100	8,596	3.3	42,045	7,101	5.9	79	34	2.3	2,480	898	2.8	50	56	0.9
268	Khulna RWH	Rajapur	10,200	6,990	1.5	19,260	4,241	4.5	39	5	7.8	1,465	613	2.4	50	13	3.8
269	Khulna RWH	Rampal	19,700	15,382	1.3	27,630	10,501	2.6	73	13	5.6	1,910	399	4.8	144	30	4.8
270	Khulna RWH	Rupsa	9,397	13,893	0.7	12,015	6,119	2.0	496	23	21.6	1,452	430	3.4	0	37	0.0
271	Khulna RWH	Sarankhola	29,500	12,681	2.3	21,200	6,495	3.3	80	6	13.3	2,825	1,315	2.1	72	30	2.4
272	Khulna RWH	Satkhira Sadar	59,900	45,815	1.3	32,110	15,880	2.0	25	22	1.1	3,555	3,838	0.9	0	70	0.0
273	Khulna RWH	Shyamnagar	47,400	16,912	2.8	50,745	15,763	3.2	71	10	7.1	2,850	847	3.4	0	52	0.0
274	Khulna RWH	Tala	43,800	18,086	2.4	41,220	13,625	3.0	81	46	1.8	4,450	2,051	2.2	0	53	0.0
275	Khulna RWH	Terokhada	10,500	16,065	0.7	28,935	7,537	3.8	45	7	6.4	405	359	1.1	72	27	2.7

SL	Warehouse Name	Upazila Name	Condom			Shukhi			IUD			Injectables			Implant		
			CBL	AMD	MOS	CBL	AMD	MOS	CBL	AMD	MOS	CBL	AMD	MOS	CBL	AMD	MOS
276	Kushtia RWH	Alamdanga	44,000	19,337	2.3	27,255	14,255	1.9	11	6	1.8	4,500	2,438	1.8	0	82	0.0
277	Kushtia RWH	Bheramara	47,000	22,587	2.1	15,480	8,090	1.9	26	9	2.9	3,344	1,761	1.9	12	29	0.4
278	Kushtia RWH	Chuadanga Sadar	63,400	30,678	2.1	24,210	11,779	2.1	89	34	2.6	6,482	3,249	2.0	200	49	4.1
279	Kushtia RWH	Damurhuda	41,500	18,791	2.2	23,385	10,703	2.2	0	9	0.0	6,330	3,496	1.8	400	65	6.2
280	Kushtia RWH	Daulatpur	70,000	38,619	1.8	36,750	21,077	1.7	23	5	4.6	6,555	3,611	1.8	50	25	2.0
281	Kushtia RWH	Gangni	52,500	26,365	2.0	24,600	11,780	2.1	61	10	6.1	8,876	4,397	2.0	2	20	0.1
282	Kushtia RWH	Jiban Nagar	20,200	7,917	2.6	17,265	7,537	2.3	53	23	2.3	3,280	1,709	1.9	100	60	1.7
283	Kushtia RWH	Khoksa	31,200	13,324	2.3	13,170	7,128	1.8	15	5	3.0	428	177	2.4	100	14	7.1
284	Kushtia RWH	Kumarkhali	54,100	25,877	2.1	23,353	11,944	2.0	61	15	4.1	4,615	2,360	2.0	100	75	1.3
285	Kushtia RWH	Kushtia Sadar	71,400	39,786	1.8	45,405	23,445	1.9	100	35	2.9	7,954	4,209	1.9	254	103	2.5
286	Kushtia RWH	Meherpur Sadar	52,000	24,832	2.1	19,095	7,933	2.4	31	9	3.4	5,572	2,625	2.1	50	24	2.1
287	Kushtia RWH	Mirpur	47,600	24,887	1.9	26,565	13,840	1.9	16	6	2.7	2,349	2,113	1.1	150	42	3.6
288	Kushtia RWH	Mujib Nagar	20,100	7,262	2.8	6,030	2,431	2.5	15	3	5.0	1,919	999	1.9	150	12	12.5
289	Mymensingh RWH	Atpara	15,800	7,906	2.0	37,705	7,249	5.2	16	4	4.0	1,569	702	2.2	216	42	5.1
290	Mymensingh RWH	Austagram	30,100	15,492	1.9	65,925	7,324	9.0	80	22	3.6	2,940	1,296	2.3	0	23	0.0
291	Mymensingh RWH	Bajitpur	29,880	17,324	1.7	37,650	10,885	3.5	179	17	10.5	1,306	744	1.8	0	26	0.0
292	Mymensingh RWH	Barhatta	29,800	11,277	2.6	26,445	11,222	2.4	88	7	12.6	2,805	1,382	2.0	5	47	0.1
293	Mymensingh RWH	Bhairab	38,976	29,381	1.3	38,880	14,388	2.7	100	27	3.7	3,055	1,901	1.6	0	82	0.0
294	Mymensingh RWH	Bhaluka	27,400	23,716	1.2	41,610	21,419	1.9	86	33	2.6	4,223	1,727	2.4	300	59	5.1
295	Mymensingh RWH	Dharampasha	3,900	22,836	0.2	23,685	15,691	1.5	91	17	5.4	3,675	1,912	1.9	300	97	3.1
296	Mymensingh RWH	Dhobaura	34,800	12,418	2.8	21,075	9,329	2.3	137	6	22.8	3,300	1,319	2.5	30	20	1.5
297	Mymensingh RWH	Durgapur	33,500	22,555	1.5	48,165	16,321	3.0	125	21	6.0	4,588	2,483	1.8	0	49	0.0
298	Mymensingh RWH	Fulbaria	31,100	23,311	1.3	39,570	25,368	1.6	45	38	1.2	2,938	1,527	1.9	0	35	0.0
299	Mymensingh RWH	Gaffargaon	34,755	38,439	0.9	41,055	13,460	3.1	123	19	6.5	4,074	2,181	1.9	0	47	0.0
300	Mymensingh RWH	Gauripur	25,100	16,088	1.6	36,015	14,412	2.5	42	29	1.4	3,513	1,919	1.8	144	35	4.1

SL	Warehouse Name	Upazila Name	Condom			Shukhi			IUD			Injectables			Implant		
			CBL	AMD	MOS	CBL	AMD	MOS	CBL	AMD	MOS	CBL	AMD	MOS	CBL	AMD	MOS
301	Mymensingh RWH	Haluaghat	37,200	15,855	2.3	31,005	15,566	2.0	35	32	1.1	3,239	1,870	1.7	0	37	0.0
302	Mymensingh RWH	Hossainpur	30,600	13,255	2.3	32,775	11,357	2.9	69	19	3.6	2,434	1,146	2.1	0	46	0.0
303	Mymensingh RWH	Ishwarganj	26,900	17,425	1.5	19,171	21,083	0.9	34	5	6.8	3,452	1,813	1.9	144	37	3.9
304	Mymensingh RWH	Itna	25,400	14,260	1.8	44,490	12,209	3.6	64	13	4.9	1,643	593	2.8	100	50	2.0
305	Mymensingh RWH	Kalmakanda	37,200	18,917	2.0	41,040	14,756	2.8	70	10	7.0	2,317	1,228	1.9	250	44	5.7
306	Mymensingh RWH	Karimganj	32,400	16,447	2.0	27,225	12,871	2.1	66	24	2.8	2,160	1,217	1.8	0	85	0.0
307	Mymensingh RWH	Katiadi	38,900	22,005	1.8	46,965	17,707	2.7	61	35	1.7	3,965	1,783	2.2	267	73	3.7
308	Mymensingh RWH	Kendua	31,000	15,407	2.0	25,320	13,955	1.8	92	18	5.1	2,221	1,230	1.8	58	64	0.9
309	Mymensingh RWH	Khaliajuri	18,300	6,610	2.8	51,570	5,460	9.4	54	3	18.0	1,049	470	2.2	300	39	7.7
310	Mymensingh RWH	Kishoreganj Sadar	36,400	28,105	1.3	43,050	17,933	2.4	136	72	1.9	4,396	2,246	2.0	0	71	0.0
311	Mymensingh RWH	Kuliar Char	37,100	20,025	1.9	40,020	10,128	4.0	99	15	6.6	1,340	1,127	1.2	200	75	2.7
312	Mymensingh RWH	Madan	38,515	14,027	2.7	29,535	10,020	2.9	34	8	4.3	1,895	688	2.8	22	58	0.4
313	Mymensingh RWH	Mithamain	22,100	9,107	2.4	59,100	7,570	7.8	179	11	16.3	1,560	242	6.4	122	32	3.8
314	Mymensingh RWH	Mohanganj	19,600	7,856	2.5	16,020	8,998	1.8	20	12	1.7	1,600	925	1.7	300	68	4.4
315	Mymensingh RWH	Muktagachha	19,200	24,801	0.8	21,705	18,737	1.2	41	12	3.4	3,793	1,955	1.9	388	54	7.2
316	Mymensingh RWH	Mymensingh Sadar	54,400	57,502	0.9	10,335	38,638	0.3	183	129	1.4	8,774	3,487	2.5	331	231	1.4
317	Mymensingh RWH	Nandail	14,800	15,460	1.0	635	18,128	0.0	81	21	3.9	4,360	2,356	1.9	72	37	1.9
318	Mymensingh RWH	Netrakona Sadar	43,280	19,566	2.2	32,235	19,807	1.6	19	5	3.8	4,299	2,476	1.7	200	111	1.8
319	Mymensingh RWH	Nikli	27,400	12,962	2.1	29,025	5,677	5.1	88	28	3.1	1,233	899	1.4	98	69	1.4
320	Mymensingh RWH	Pakundia	35,316	18,065	2.0	38,040	12,229	3.1	26	21	1.2	2,724	1,199	2.3	72	52	1.4
321	Mymensingh RWH	Phulpur	57,700	21,682	2.7	36,495	26,731	1.4	120	58	2.1	4,935	2,241	2.2	150	135	1.1
322	Mymensingh RWH	Purbadhala	33,100	14,930	2.2	35,850	12,575	2.9	57	11	5.2	3,834	2,022	1.9	50	87	0.6
323	Mymensingh RWH	Tarail	33,600	18,027	1.9	21,030	11,064	1.9	52	22	2.4	1,980	919	2.2	0	45	0.0
324	Mymensingh RWH	Trishal	32,100	27,642	1.2	24,105	23,531	1.0	33	26	1.3	3,815	1,889	2.0	244	75	3.3
325	Noakhali RWH	Begumganj	11,600	21,321	0.5	8,880	12,162	0.7	149	78	1.9	708	1,989	0.4	10	112	0.1

SL	Warehouse Name	Upazila Name	Condom			Shukhi			IUD			Injectables			Implant		
			CBL	AMD	MOS	CBL	AMD	MOS	CBL	AMD	MOS	CBL	AMD	MOS	CBL	AMD	MOS
326	Noakhali RWH	Chatkhil	13,150	4,293	3.1	11,694	3,816	3.1	43	26	1.7	1,371	668	2.1	100	36	2.8
327	Noakhali RWH	Chhagalnaiya	22,900	9,666	2.4	15,120	5,985	2.5	26	9	2.9	2,359	1,060	2.2	100	29	3.4
328	Noakhali RWH	Companiganj	26,812	12,559	2.1	15,450	7,069	2.2	34	12	2.8	2,499	1,331	1.9	200	62	3.2
329	Noakhali RWH	Daganbhuiyan	26,400	13,832	1.9	12,270	5,521	2.2	70	14	5.0	1,837	952	1.9	160	24	6.7
330	Noakhali RWH	Feni Sadar	50,400	43,877	1.1	29,044	17,746	1.6	320	110	2.9	6,530	3,845	1.7	430	126	3.4
331	Noakhali RWH	Fulgazi	20,000	8,998	2.2	9,810	4,279	2.3	78	16	4.9	1,525	692	2.2	150	26	5.8
332	Noakhali RWH	Hatiya	45,336	16,952	2.7	24,169	14,392	1.7	134	39	3.4	5,708	2,688	2.1	250	100	2.5
333	Noakhali RWH	Kabirhat	19,400	10,106	1.9	16,350	7,678	2.1	55	18	3.1	3,170	1,523	2.1	11	56	0.2
334	Noakhali RWH	Kamalnagar	13,400	6,710	2.0	13,299	5,846	2.3	32	15	2.1	5,952	3,176	1.9	205	88	2.3
335	Noakhali RWH	Lakshmipur Sadar	14,500	14,232	1.0	13,950	11,974	1.2	110	55	2.0	8,100	5,293	1.5	5	110	0.0
336	Noakhali RWH	Noakhali Sadar	2,700	26,505	0.1	8,550	11,576	0.7	34	88	0.4	3,204	3,445	0.9	0	117	0.0
337	Noakhali RWH	Parshuram	29,100	14,144	2.1	16,019	4,783	3.3	109	11	9.9	1,686	756	2.2	50	44	1.1
338	Noakhali RWH	Ramganj	18,000	7,251	2.5	8,675	4,391	2.0	56	15	3.7	3,335	1,578	2.1	100	40	2.5
339	Noakhali RWH	Ramgati	15,557	5,769	2.7	22,078	6,498	3.4	38	12	3.2	5,776	3,483	1.7	1	59	0.0
340	Noakhali RWH	Roypur	9,700	3,567	2.7	15,945	6,022	2.6	80	32	2.5	2,718	1,317	2.1	0	48	0.0
341	Noakhali RWH	Senbagh	36,400	9,898	3.7	25,610	7,066	3.6	80	16	5.0	2,362	1,107	2.1	0	53	0.0
342	Noakhali RWH	Sonagazi	32,568	17,170	1.9	26,340	10,487	2.5	35	27	1.3	4,500	2,416	1.9	50	37	1.4
343	Noakhali RWH	Sonaimuri	19,700	8,531	2.3	11,910	5,460	2.2	64	16	4.0	2,834	1,477	1.9	111	53	2.1
344	Noakhali RWH	Subarnachar	31,900	13,556	2.4	19,320	8,781	2.2	14	12	1.2	2,175	1,583	1.4	0	55	0.0
345	Pabna RWH	Atgharia	22,200	8,645	2.6	17,610	7,532	2.3	88	11	8.0	1,156	449	2.6	0	34	0.0
346	Pabna RWH	Belkuchi	89,100	47,015	1.9	41,295	21,371	1.9	108	20	5.4	4,059	1,873	2.2	100	27	3.7
347	Pabna RWH	Bera	32,100	10,615	3.0	27,795	11,610	2.4	176	63	2.8	3,302	1,358	2.4	205	41	5.0
348	Pabna RWH	Bhangura	31,800	8,712	3.7	51,720	5,721	9.0	45	10	4.5	786	178	4.4	210	23	9.1
349	Pabna RWH	Chatmohar	41,800	29,311	1.4	42,105	21,829	1.9	85	29	2.9	2,846	1,087	2.6	200	51	3.9
350	Pabna RWH	Faridpur	23,800	7,917	3.0	21,420	5,599	3.8	64	15	4.3	2,573	1,078	2.4	0	26	0.0

SL	Warehouse Name	Upazila Name	Condom			Shukhi			IUD			Injectables			Implant		
			CBL	AMD	MOS	CBL	AMD	MOS	CBL	AMD	MOS	CBL	AMD	MOS	CBL	AMD	MOS
351	Pabna RWH	Ishwardi	63,108	29,763	2.1	60,765	17,754	3.4	128	21	6.1	3,632	1,521	2.4	0	84	0.0
352	Pabna RWH	Kamarkhanda	30,000	12,904	2.3	15,360	6,648	2.3	96	16	6.0	1,986	1,068	1.9	110	24	4.6
353	Pabna RWH	Kazipur	92,300	37,099	2.5	47,650	11,931	4.0	50	46	1.1	10,500	2,338	4.5	50	92	0.5
354	Pabna RWH	Pabna Sadar	12,000	62,704	0.2	2,790	38,568	0.1	405	125	3.2	200	8,727	0.0	200	89	2.2
355	Pabna RWH	Royganj	61,600	15,888	3.9	51,840	21,869	2.4	65	29	2.2	5,299	2,246	2.4	150	13	11.5
356	Pabna RWH	Santhia	36,800	19,734	1.9	30,030	18,180	1.7	72	16	4.5	7,200	3,357	2.1	200	44	4.5
357	Pabna RWH	Shahjadpur	132,800	61,430	2.2	62,100	27,056	2.3	183	96	1.9	12,740	6,556	1.9	100	182	0.5
358	Pabna RWH	Sirajganj Sadar	86,400	42,156	2.0	53,280	23,595	2.3	80	60	1.3	9,800	3,945	2.5	0	53	0.0
359	Pabna RWH	Sujanagar	49,900	24,557	2.0	33,600	11,352	3.0	38	27	1.4	5,140	2,592	2.0	200	56	3.6
360	Pabna RWH	Tarash	56,800	15,090	3.8	43,305	15,410	2.8	49	34	1.4	2,122	1,040	2.0	0	32	0.0
361	Pabna RWH	Ullah Para	135,900	62,909	2.2	100,710	42,625	2.4	175	101	1.7	8,720	4,721	1.8	10	37	0.3
362	Patuakhali RWH	Amtali	27,000	11,385	2.4	20,685	15,403	1.3	45	13	3.5	3,549	1,824	1.9	0	156	0.0
363	Patuakhali RWH	Bakerganj	31,616	16,868	1.9	24,645	14,127	1.7	71	25	2.8	3,736	2,005	1.9	300	74	4.1
364	Patuakhali RWH	Bamna	13,900	3,424	4.1	10,260	4,216	2.4	60	12	5.0	646	186	3.5	200	60	3.3
365	Patuakhali RWH	Barguna Sadar	30,400	9,959	3.1	31,710	11,993	2.6	65	20	3.3	8,650	3,685	2.3	200	104	1.9
366	Patuakhali RWH	Bauphal	26,100	10,961	2.4	25,920	15,109	1.7	140	45	3.1	4,000	2,202	1.8	0	70	0.0
367	Patuakhali RWH	Betagi	16,600	5,181	3.2	10,920	5,540	2.0	65	16	4.1	1,390	670	2.1	100	24	4.2
368	Patuakhali RWH	Dashmina	8,900	3,443	2.6	9,480	4,789	2.0	57	19	3.0	1,768	895	2.0	300	46	6.5
369	Patuakhali RWH	Dumki	8,000	3,097	2.6	4,815	2,562	1.9	50	7	7.1	693	376	1.8	50	24	2.1
370	Patuakhali RWH	Galachipa	19,468	9,509	2.0	27,915	17,185	1.6	56	17	3.3	7,472	3,728	2.0	50	64	0.8
371	Patuakhali RWH	Kalapara	23,368	9,616	2.4	22,230	13,267	1.7	59	29	2.0	6,008	3,158	1.9	28	41	0.7
372	Patuakhali RWH	Mirzaganj	15,800	6,717	2.4	11,265	6,186	1.8	41	5	8.2	1,351	610	2.2	50	28	1.8
373	Patuakhali RWH	Nalchity	16,400	6,282	2.6	10,995	6,196	1.8	39	15	2.6	2,799	1,422	2.0	150	38	3.9
374	Patuakhali RWH	Patharghata	18,900	7,059	2.7	17,255	7,710	2.2	66	16	4.1	2,659	1,378	1.9	300	101	3.0
375	Patuakhali RWH	Patuakhali Sadar	33,924	16,143	2.1	28,290	13,175	2.1	140	60	2.3	6,360	3,214	2.0	320	140	2.3

SL	Warehouse Name	Upazila Name	Condom			Shukhi			IUD			Injectables			Implant		
			CBL	AMD	MOS	CBL	AMD	MOS	CBL	AMD	MOS	CBL	AMD	MOS	CBL	AMD	MOS
376	Rajshahi RWH	Bagatipara	37,300	16,034	2.3	12,960	5,952	2.2	5	4	1.3	698	352	2.0	0	51	0.0
377	Rajshahi RWH	Bagha	57,600	26,010	2.2	42,375	8,525	5.0	77	5	15.4	2,744	1,467	1.9	100	26	3.8
378	Rajshahi RWH	Baghmara	109,700	43,112	2.5	71,070	28,446	2.5	227	48	4.7	8,569	2,013	4.3	500	54	9.3
379	Rajshahi RWH	Baraigram	87,600	24,381	3.6	58,800	13,726	4.3	127	29	4.4	8,120	2,080	3.9	20	67	0.3
380	Rajshahi RWH	Bholahat	30,400	9,066	3.4	14,865	4,544	3.3	38	6	6.3	1,317	643	2.0	50	19	2.6
381	Rajshahi RWH	Boalia	115,200	50,481	2.3	47,970	6,153	7.8	276	57	4.8	16,200	2,731	5.9	510	122	4.2
382	Rajshahi RWH	Chapai Nababganj Sadar	116,400	49,308	2.4	36,840	16,466	2.2	140	68	2.1	6,660	3,401	2.0	0	38	0.0
383	Rajshahi RWH	Charghat	99,300	23,618	4.2	48,330	11,747	4.1	87	18	4.8	3,050	630	4.8	20	56	0.4
384	Rajshahi RWH	Durgapur	66,300	20,360	3.3	23,520	8,674	2.7	11	5	2.2	631	522	1.2	0	26	0.0
385	Rajshahi RWH	Godagari	131,700	54,330	2.4	36,420	16,649	2.2	29	11	2.6	6,211	3,068	2.0	0	37	0.0
386	Rajshahi RWH	Gomastapur	61,200	26,289	2.3	25,515	11,530	2.2	11	20	0.6	2,471	1,159	2.1	100	26	3.8
387	Rajshahi RWH	Gurudaspur	88,300	35,854	2.5	41,610	15,107	2.8	40	7	5.7	4,784	1,304	3.7	0	77	0.0
388	Rajshahi RWH	Lalpur	64,300	21,441	3.0	25,035	15,776	1.6	42	20	2.1	3,305	1,574	2.1	200	52	3.8
389	Rajshahi RWH	Mohanpur	36,814	14,948	2.5	16,950	8,765	1.9	10	4	2.5	3,888	2,018	1.9	0	42	0.0
390	Rajshahi RWH	Nachole	36,000	11,005	3.3	18,150	5,176	3.5	15	5	3.0	2,200	1,018	2.2	100	21	4.8
391	Rajshahi RWH	Natore Sadar	111,000	39,146	2.8	40,695	14,994	2.7	215	37	5.8	5,974	1,379	4.3	5	131	0.0
392	Rajshahi RWH	Paba	86,100	43,472	2.0	23,375	11,363	2.1	6	5	1.2	7,779	3,218	2.4	0	29	0.0
393	Rajshahi RWH	Puthia	85,098	26,162	3.3	65,205	10,483	6.2	43	8	5.4	4,747	1,199	4.0	0	35	0.0
394	Rajshahi RWH	Shibganj	108,300	46,554	2.3	34,815	16,684	2.1	50	20	2.5	4,444	2,326	1.9	0	37	0.0
395	Rajshahi RWH	Singra	82,404	42,997	1.9	44,745	21,322	2.1	39	21	1.9	3,488	1,877	1.9	300	124	2.4
396	Rajshahi RWH	Tanore	44,700	18,304	2.4	27,915	13,298	2.1	36	15	2.4	1,799	964	1.9	0	130	0.0
397	Rangamati RWH	Baghaichhari	27,300	8,798	3.1	8,570	5,699	1.5	29	3	9.7	1,240	324	3.8	60	16	3.8
398	Rangamati RWH	Barkal	30,800	3,863	8.0	9,525	3,140	3.0	25	2	12.5	1,674	355	4.7	92	11	8.4
399	Rangamati RWH	Belai Chhari	6,057	1,580	3.8	5,998	2,209	2.7	25	2	12.5	773	130	5.9	20	13	1.5
400	Rangamati RWH	Jurai Chhari	7,400	2,202	3.4	11,010	1,761	6.3	20	2	10.0	496	144	3.4	100	7	14.3

SL	Warehouse Name	Upazila Name	Condom			Shukhi			IUD			Injectables			Implant		
			CBL	AMD	MOS	CBL	AMD	MOS	CBL	AMD	MOS	CBL	AMD	MOS	CBL	AMD	MOS
401	Rangamati RWH	Kaptai	24,900	5,537	4.5	11,655	3,001	3.9	69	2	34.5	1,431	376	3.8	50	28	1.8
402	Rangamati RWH	Kawkhali (betbunia)	11,600	3,637	3.2	7,845	3,038	2.6	45	5	9.0	1,015	517	2.0	12	33	0.4
403	Rangamati RWH	Langadu	26,300	5,718	4.6	6,790	4,339	1.6	25	7	3.6	973	396	2.5	87	32	2.7
404	Rangamati RWH	Naniarchar	28,700	4,737	6.1	14,575	4,097	3.6	15	3	5.0	1,854	239	7.8	51	13	3.9
405	Rangamati RWH	Rajasthali	4,500	1,405	3.2	7,170	1,656	4.3	33	2	16.5	626	88	7.1	110	21	5.2
406	Rangamati RWH	Rangamati Sadar	29,000	9,388	3.1	13,845	6,003	2.3	135	70	1.9	1,678	688	2.4	150	56	2.7
407	Rangpur RWH	Aditmari	36,000	14,272	2.5	24,810	11,741	2.1	202	90	2.2	7,649	3,459	2.2	0	83	0.0
408	Rangpur RWH	Badarganj	16,200	11,311	1.4	26,256	15,848	1.7	100	44	2.3	6,020	3,178	1.9	188	73	2.6
409	Rangpur RWH	Bhurungamari	40,000	21,030	1.9	17,475	9,351	1.9	48	21	2.3	6,166	3,323	1.9	0	27	0.0
410	Rangpur RWH	Chilmari	25,900	12,986	2.0	15,895	7,457	2.1	78	13	6.0	2,453	1,060	2.3	50	35	1.4
411	Rangpur RWH	Dimla	18,300	7,479	2.4	27,825	18,873	1.5	29	30	1.0	4,546	2,222	2.0	400	116	3.4
412	Rangpur RWH	Domar	24,000	7,856	3.1	29,865	13,720	2.2	43	29	1.5	4,702	2,258	2.1	5	93	0.1
413	Rangpur RWH	Fulchhari	38,300	22,600	1.7	22,470	9,761	2.3	93	28	3.3	6,056	2,794	2.2	0	33	0.0
414	Rangpur RWH	Gaibandha Sadar	38,400	20,432	1.9	45,585	23,054	2.0	113	43	2.6	8,413	4,373	1.9	130	142	0.9
415	Rangpur RWH	Gangachara	28,612	13,568	2.1	21,161	12,402	1.7	133	45	3.0	8,193	4,522	1.8	0	99	0.0
416	Rangpur RWH	Gobindaganj	89,900	47,578	1.9	39,260	22,639	1.7	37	14	2.6	8,212	4,142	2.0	304	72	4.2
417	Rangpur RWH	Hatibandha	22,500	10,096	2.2	26,535	12,237	2.2	61	33	1.8	4,138	2,166	1.9	50	90	0.6
418	Rangpur RWH	Jaldhaka	31,600	14,576	2.2	40,435	20,826	1.9	181	33	5.5	7,760	3,963	2.0	0	90	0.0
419	Rangpur RWH	Kaliganj	40,800	6,478	6.3	24,900	11,523	2.2	98	44	2.2	2,939	1,687	1.7	0	54	0.0
420	Rangpur RWH	Kaunia	32,400	14,377	2.3	18,765	8,604	2.2	36	12	3.0	4,349	2,613	1.7	0	62	0.0
421	Rangpur RWH	Kishoreganj	9,600	5,474	1.8	18,560	15,333	1.2	46	36	1.3	2,725	1,498	1.8	2	89	0.0
422	Rangpur RWH	Kurigram Sadar	27,500	12,434	2.2	19,965	10,996	1.8	123	47	2.6	6,172	3,105	2.0	0	50	0.0
423	Rangpur RWH	Lalmonirhat Sadar	26,200	12,420	2.1	16,500	9,596	1.7	58	13	4.5	6,835	3,575	1.9	0	86	0.0
424	Rangpur RWH	Mitha Pukur	48,300	27,937	1.7	24,525	13,552	1.8	50	19	2.6	5,400	3,649	1.5	0	102	0.0
425	Rangpur RWH	Nageshwari	31,800	17,358	1.8	26,485	14,041	1.9	98	35	2.8	10,118	4,907	2.1	0	43	0.0

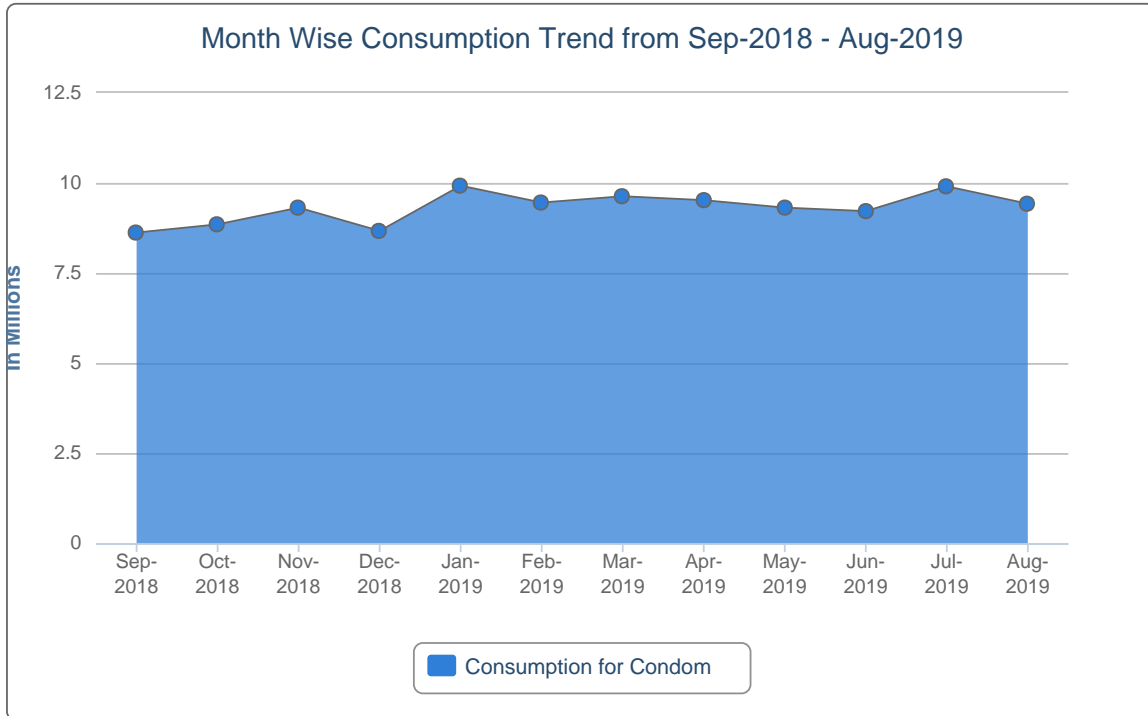
SL	Warehouse Name	Upazila Name	Condom			Shukhi			IUD			Injectables			Implant		
			CBL	AMD	MOS	CBL	AMD	MOS	CBL	AMD	MOS	CBL	AMD	MOS	CBL	AMD	MOS
426	Rangpur RWH	Nilphamari Sadar	31,600	14,709	2.1	46,575	27,985	1.7	96	50	1.9	7,871	3,765	2.1	0	81	0.0
427	Rangpur RWH	Palashbari	17,432	7,522	2.3	11,434	8,604	1.3	70	9	7.8	4,266	2,295	1.9	0	78	0.0
428	Rangpur RWH	Patgram	18,000	7,542	2.4	15,995	10,075	1.6	68	8	8.5	3,419	1,952	1.8	0	28	0.0
429	Rangpur RWH	Phulbari	13,700	6,714	2.0	19,745	11,598	1.7	140	90	1.6	5,304	2,993	1.8	272	46	5.9
430	Rangpur RWH	Pirgachha	41,500	20,742	2.0	26,715	18,361	1.5	150	76	2.0	7,150	3,504	2.0	150	90	1.7
431	Rangpur RWH	Pirganj	42,500	20,558	2.1	28,875	16,333	1.8	175	58	3.0	4,700	2,597	1.8	50	84	0.6
432	Rangpur RWH	Rajarhat	15,800	19,042	0.8	5,060	10,656	0.5	82	45	1.8	2,147	2,957	0.7	0	48	0.0
433	Rangpur RWH	Rangpur Sadar	51,900	30,120	1.7	66,490	21,536	3.1	176	74	2.4	11,900	4,845	2.5	122	246	0.5
434	Rangpur RWH	Sadullapur	54,800	32,237	1.7	40,500	18,983	2.1	149	57	2.6	8,471	4,190	2.0	4	54	0.1
435	Rangpur RWH	Saghata	29,500	10,373	2.8	7,590	9,800	0.8	66	24	2.8	3,490	1,429	2.4	50	36	1.4
436	Rangpur RWH	Saidpur	28,300	15,529	1.8	15,945	9,139	1.7	36	16	2.3	3,247	1,574	2.1	0	75	0.0
437	Rangpur RWH	Sundarganj	91,800	37,347	2.5	66,056	36,569	1.8	278	121	2.3	15,780	7,557	2.1	0	244	0.0
438	Rangpur RWH	Taraganj	19,800	7,017	2.8	16,360	7,354	2.2	36	10	3.6	2,194	1,039	2.1	0	84	0.0
439	Rangpur RWH	Ulipur	27,700	19,407	1.4	39,680	15,235	2.6	92	20	4.6	8,127	3,949	2.1	0	38	0.0
440	Sylhet RWH	Ajmiriganj	12,400	3,847	3.2	12,000	5,275	2.3	38	2	19.0	850	331	2.6	100	32	3.1
441	Sylhet RWH	Bahubal	14,480	5,379	2.7	10,412	4,638	2.2	10	9	1.1	834	402	2.1	72	34	2.1
442	Sylhet RWH	Balaganj	56,700	34,795	1.6	29,160	13,164	2.2	41	21	2.0	3,827	2,057	1.9	50	54	0.9
443	Sylhet RWH	Baniachong	24,700	11,365	2.2	22,315	12,072	1.8	16	6	2.7	1,377	823	1.7	7	42	0.2
444	Sylhet RWH	Barlekha	21,040	6,611	3.2	14,190	6,258	2.3	5	6	0.8	1,077	477	2.3	0	58	0.0
445	Sylhet RWH	Beani Bazar	40,900	19,095	2.1	15,385	6,271	2.5	15	11	1.4	1,780	635	2.8	55	38	1.4
446	Sylhet RWH	Bishwambarpur	18,450	6,015	3.1	12,030	6,094	2.0	26	8	3.3	805	466	1.7	54	31	1.7
447	Sylhet RWH	Bishwanath	23,172	8,306	2.8	12,564	3,681	3.4	40	13	3.1	1,222	416	2.9	102	39	2.6
448	Sylhet RWH	Chhatak	37,080	13,422	2.8	16,995	9,021	1.9	155	58	2.7	1,365	653	2.1	201	34	5.9
449	Sylhet RWH	Chunarughat	21,550	8,814	2.4	18,350	12,315	1.5	19	7	2.7	2,268	1,051	2.2	51	36	1.4
450	Sylhet RWH	Companiganj	36,300	14,675	2.5	21,075	7,491	2.8	20	3	6.7	2,835	1,393	2.0	51	28	1.8

SL	Warehouse Name	Upazila Name	Condom			Shukhi			IUD			Injectables			Implant		
			CBL	AMD	MOS	CBL	AMD	MOS	CBL	AMD	MOS	CBL	AMD	MOS	CBL	AMD	MOS
451	Sylhet RWH	Dakshin Sunamganj	25,500	10,173	2.5	21,555	7,383	2.9	3	12	0.3	1,402	664	2.1	210	38	5.5
452	Sylhet RWH	Dakshin Surma	61,700	34,453	1.8	31,815	12,821	2.5	55	6	9.2	2,928	1,384	2.1	135	24	5.6
453	Sylhet RWH	Derai	42,004	24,273	1.7	20,637	10,976	1.9	39	14	2.8	1,776	875	2.0	50	53	0.9
454	Sylhet RWH	Dowarabazar	17,000	11,838	1.4	24,965	10,679	2.3	66	5	13.2	1,693	862	2.0	112	97	1.2
455	Sylhet RWH	Fenchuganj	17,600	6,218	2.8	8,010	3,159	2.5	29	13	2.2	722	273	2.6	100	22	4.5
456	Sylhet RWH	Golapganj	46,800	24,235	1.9	14,295	6,514	2.2	16	10	1.6	1,357	647	2.1	55	35	1.6
457	Sylhet RWH	Gowainghat	53,700	23,444	2.3	24,180	10,536	2.3	57	10	5.7	6,519	3,296	2.0	50	34	1.5
458	Sylhet RWH	Habiganj Sadar	34,446	17,253	2.0	28,631	15,238	1.9	152	84	1.8	3,132	1,509	2.1	100	46	2.2
459	Sylhet RWH	Jagannathpur	31,700	13,127	2.4	18,080	7,088	2.6	34	18	1.9	1,130	389	2.9	10	55	0.2
460	Sylhet RWH	Jaintiapur	33,000	20,189	1.6	20,145	8,433	2.4	26	20	1.3	4,577	2,664	1.7	99	38	2.6
461	Sylhet RWH	Jamalganj	30,400	12,298	2.5	25,095	10,103	2.5	60	4	15.0	2,519	1,225	2.1	100	29	3.4
462	Sylhet RWH	Juri	17,400	7,403	2.4	17,325	5,157	3.4	30	21	1.4	895	406	2.2	50	64	0.8
463	Sylhet RWH	Kamalganj	38,600	14,638	2.6	27,630	10,996	2.5	85	49	1.7	2,350	1,003	2.3	20	63	0.3
464	Sylhet RWH	Kanaighat	43,728	24,440	1.8	23,715	12,451	1.9	56	16	3.5	5,201	2,570	2.0	10	43	0.2
465	Sylhet RWH	Kulaura	31,500	11,850	2.7	26,815	10,522	2.5	30	8	3.8	4,851	2,273	2.1	20	37	0.5
466	Sylhet RWH	Lakhai	14,200	5,216	2.7	18,270	6,346	2.9	0	8	0.0	835	393	2.1	50	28	1.8
467	Sylhet RWH	Madhabpur	20,200	8,985	2.2	26,715	14,593	1.8	8	7	1.1	1,683	783	2.1	105	34	3.1
468	Sylhet RWH	Maulvibazar Sadar	20,100	11,577	1.7	17,235	9,237	1.9	140	68	2.1	1,800	909	2.0	145	43	3.4
469	Sylhet RWH	Nabiganj	34,100	8,422	4.0	30,015	10,689	2.8	44	12	3.7	1,520	515	3.0	178	48	3.7
470	Sylhet RWH	Rajnagar	26,400	10,181	2.6	20,450	9,999	2.0	51	14	3.6	2,588	1,209	2.1	100	37	2.7
471	Sylhet RWH	Sreemangal	27,900	14,095	2.0	24,105	11,089	2.2	77	20	3.9	2,416	1,264	1.9	50	96	0.5
472	Sylhet RWH	Sulla	8,000	7,778	1.0	6,925	5,121	1.4	19	2	9.5	332	368	0.9	0	36	0.0
473	Sylhet RWH	Sunamganj Sadar	32,700	14,178	2.3	19,004	8,359	2.3	151	39	3.9	2,806	1,251	2.2	53	60	0.9
474	Sylhet RWH	Sylhet Sadar	88,500	77,957	1.1	43,955	28,436	1.5	326	126	2.6	20,095	10,773	1.9	204	247	0.8
475	Sylhet RWH	Tahirpur	37,544	15,400	2.4	24,600	10,947	2.2	15	3	5.0	3,000	842	3.6	200	52	3.8

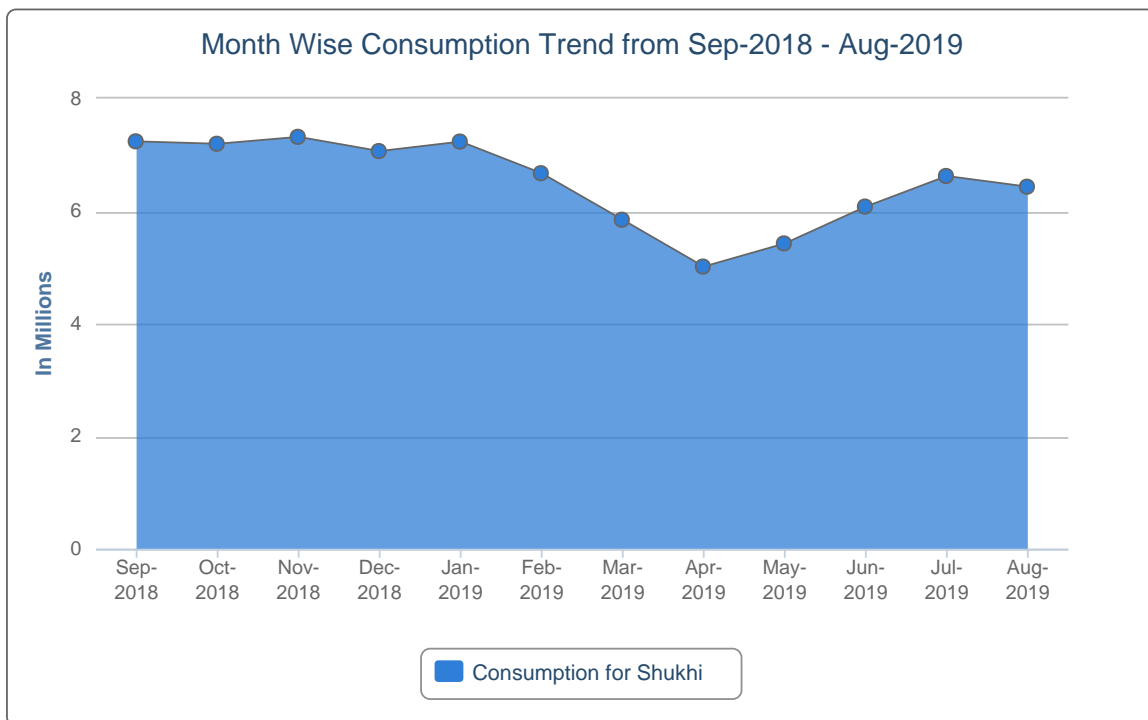
SL	Warehouse Name	Upazila Name	Condom			Shukhi			IUD			Injectables			Implant		
			CBL	AMD	MOS	CBL	AMD	MOS	CBL	AMD	MOS	CBL	AMD	MOS	CBL	AMD	MOS
476	Sylhet RWH	Zakiganj	73,560	22,798	3.2	33,126	10,528	3.1	46	8	5.8	4,683	1,494	3.1	38	56	0.7
477	Tangail RWH	Basail	35,200	19,109	1.8	59,062	14,529	4.1	48	24	2.0	2,225	1,051	2.1	0	89	0.0
478	Tangail RWH	Bhuapur	55,000	21,806	2.5	24,558	15,988	1.5	290	43	6.7	8,382	1,657	5.1	300	62	4.8
479	Tangail RWH	Chauhali	18,800	15,199	1.2	42,480	7,802	5.4	50	11	4.5	1,000	1,141	0.9	261	37	7.1
480	Tangail RWH	Delduar	9,000	21,801	0.4	31,662	16,415	1.9	80	33	2.4	4,710	1,172	4.0	100	46	2.2
481	Tangail RWH	Ghatail	42,300	47,186	0.9	30,795	31,636	1.0	170	31	5.5	6,200	3,720	1.7	400	79	5.1
482	Tangail RWH	Gopalpur	47,100	19,703	2.4	75,270	14,344	5.2	94	24	3.9	4,621	1,857	2.5	200	65	3.1
483	Tangail RWH	Kalihati	43,900	29,079	1.5	70,110	22,425	3.1	101	74	1.4	3,333	3,370	1.0	216	66	3.3
484	Tangail RWH	Madhupur	63,300	30,127	2.1	60	29,656	0.0	215	27	8.0	1,824	3,173	0.6	0	73	0.0
485	Tangail RWH	Mirzapur	19,700	27,069	0.7	44,055	26,006	1.7	139	44	3.2	4,509	1,115	4.0	150	63	2.4
486	Tangail RWH	Nagarpur	55,200	33,728	1.6	38,835	21,271	1.8	105	72	1.5	4,043	2,283	1.8	0	102	0.0
487	Tangail RWH	Sakhipur	26,500	24,721	1.1	68,210	22,302	3.1	255	27	9.4	3,465	1,001	3.5	200	37	5.4
488	Tangail RWH	Tangail Sadar	37,200	44,014	0.8	50,610	23,808	2.1	165	47	3.5	5,894	3,104	1.9	400	130	3.1

7. Month-wise Consumption Trend

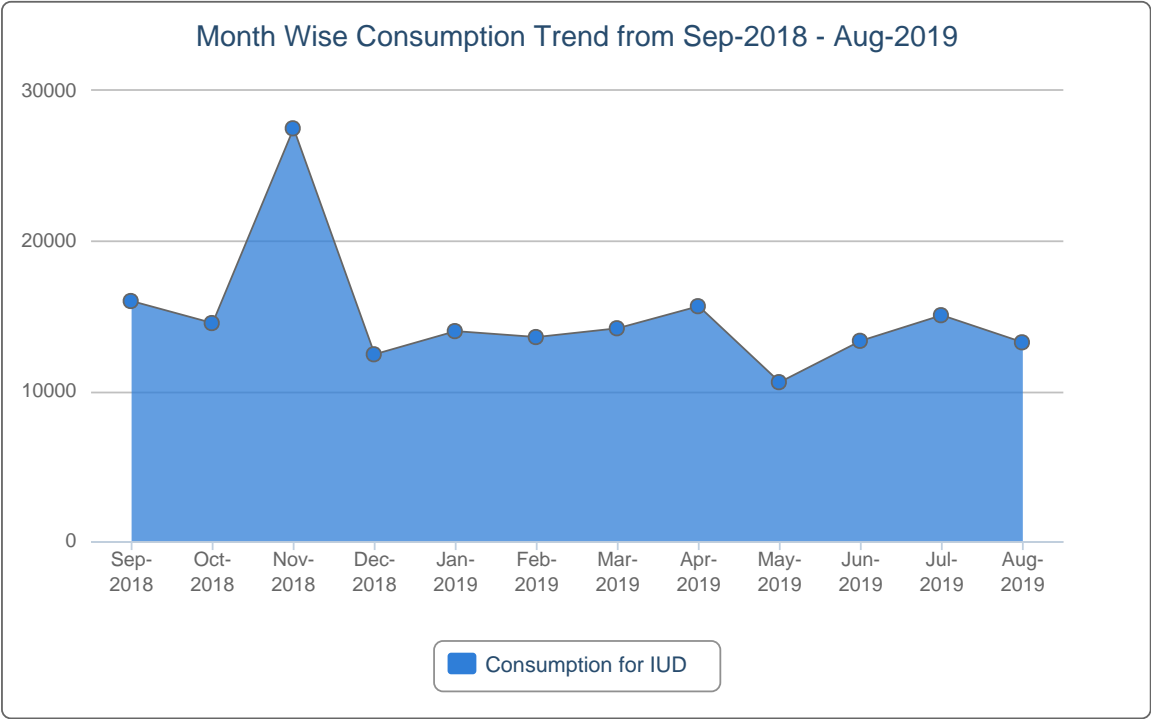
7(a).



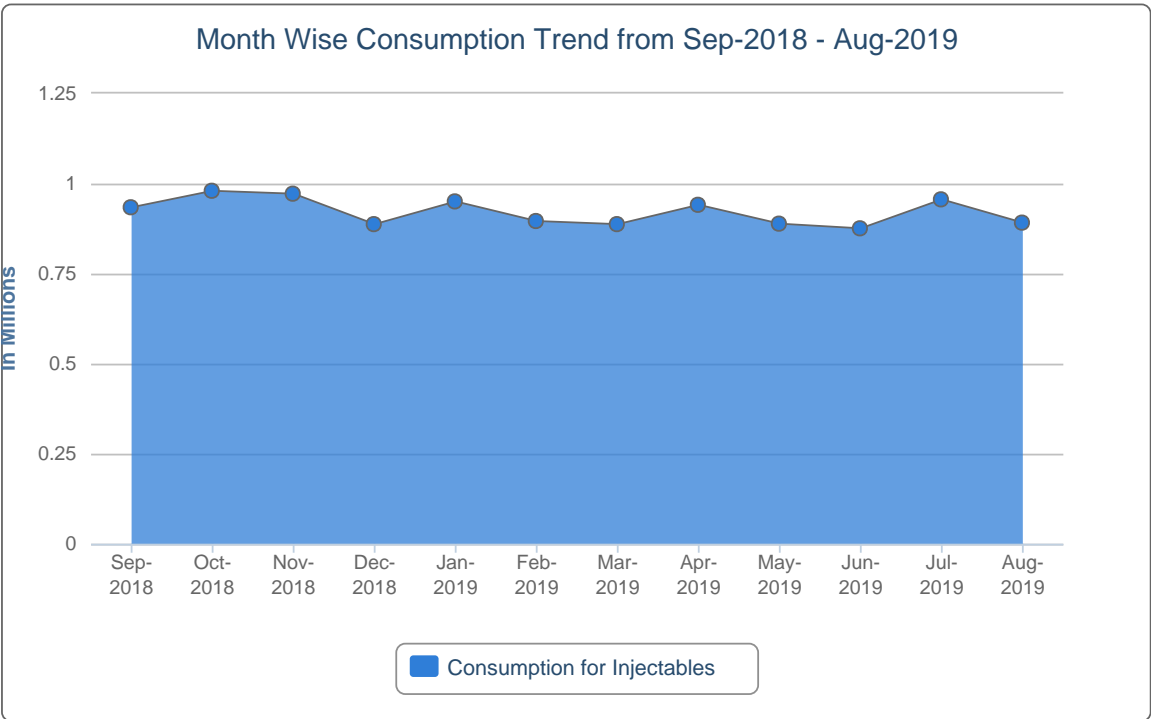
7(b).



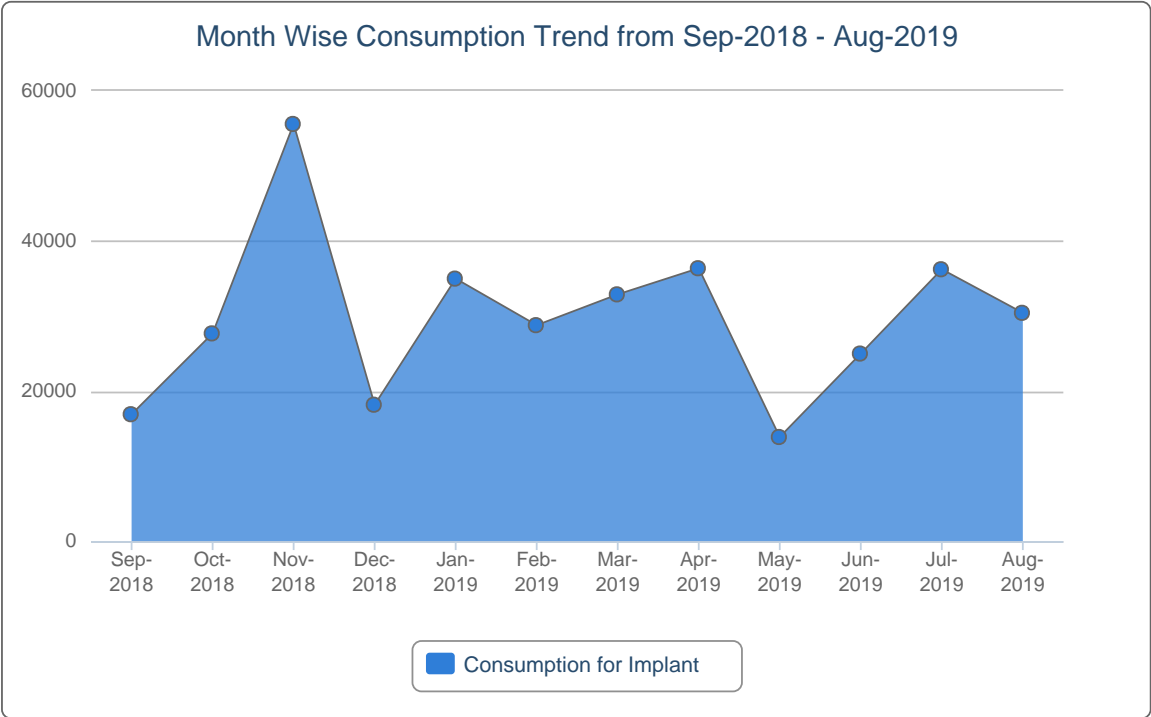
7(c).



7(d).



7(e).



8. Report on Upazila and Warehouse Having Stock Out in last month

SL	Products Name	No of Stockout WH	% of Stockout WH	No of Stockout Upazila Store	% of Stockout Upazila Store	No of Stockout Upazila Field	% of Stockout Upazila Field
1	Condom	0	0%	0	0%	0	0%
2	Shukhi	0	0%	0	0%	0	0%
3	IUD	0	0%	3	1%	0	0%
4	Injectables	0	0%	0	0%	0	0%
5	Implant (Total)	0	0%	-	-	0	0%

List of Stock Out Warehouses

SL	Commodity	Warehouse	Phone
<i>No StockOut in Warehouse</i>			

List of StockOut Upazilas

SL	Commodity	Warehouse	District	Upazila	Phone
1	IUD	Khulna RWH	Pirojpur	Kawkhali, Pirojpur	01717555624
2	IUD	Kushtia RWH	Chuadanga	Damurhuda, Chuadanga	01779652988
3	IUD	Sylhet RWH	Habiganj	Lakhai, Habiganj	01712585780

“ছেলে হোক, মেয়ে হোক,
দু’টি সন্তানই যথেষ্ট”

Management Information System (MIS)
Directorate General of Family Planning (DGFP)

6, Kawran Bazar, Dhaka- 1215
Email: dirmis@dgfp.gov.bd, dirls@dgfp.gov.bd
www.dgfp.gov.bd, www.scmpbd.org

If you need more information, please visit at <https://www.scmpbd.org>